



York County, ME

Coastal Counties Workforce, Inc.



14 Maine St
Suite 203A
Brunswick, Maine 04011

Contents

Report Parameters	1
Economy Overview	2
Unemployment by Demographics	4
Historic & Projected Trends	8
Population Characteristics	12
Inbound and Outbound Migration	14
Industry Characteristics	16
Business Characteristics	21
Workforce Characteristics	23
Educational Pipeline	29
In-Demand Skills	30

Report Parameters

1 County

23031 York County, ME

Class of Worker

QCEW Employees, Non-QCEW Employees, and Self-Employed

The information in this report pertains to the chosen geographical area.

Economy Overview

218,586

Population (2023)

Population **grew by 12,545** over the last 5 years and is projected to **grow by 11,548** over the next 5 years.

91,690

Total Regional Employment

Jobs **grew by 5,778** over the last 5 years and are projected to **grow by 2,719** over the next 5 years.

\$79.7K

Median Household Income (2022)

Median household income is **\$4.6K above** the national median household income of \$75.1K.

Takeaways

- As of 2023 the region's population **increased by 6.1%** since 2018, growing by 12,545. Population is expected to **increase by 5.3%** between 2023 and 2028, adding 11,548.
- From 2018 to 2023, jobs **increased by 6.7%** in York County, ME from 85,912 to **91,690**. This change **outpaced the national growth rate of 4.5% by 2.2%**. As the number of jobs increased, the **labor force participation rate decreased from 65.8% to 62.4% between 2018 and 2023**.
- Concerning educational attainment, **21.5% of York County, ME residents possess a Bachelor's Degree** (0.3% above the national average), and **11.6% hold an Associate's Degree** (2.8% above the national average).
- The top three industries in 2023 are Federal Government, Civilian, Restaurants and Other Eating Places, and Education and Hospitals (Local Government).

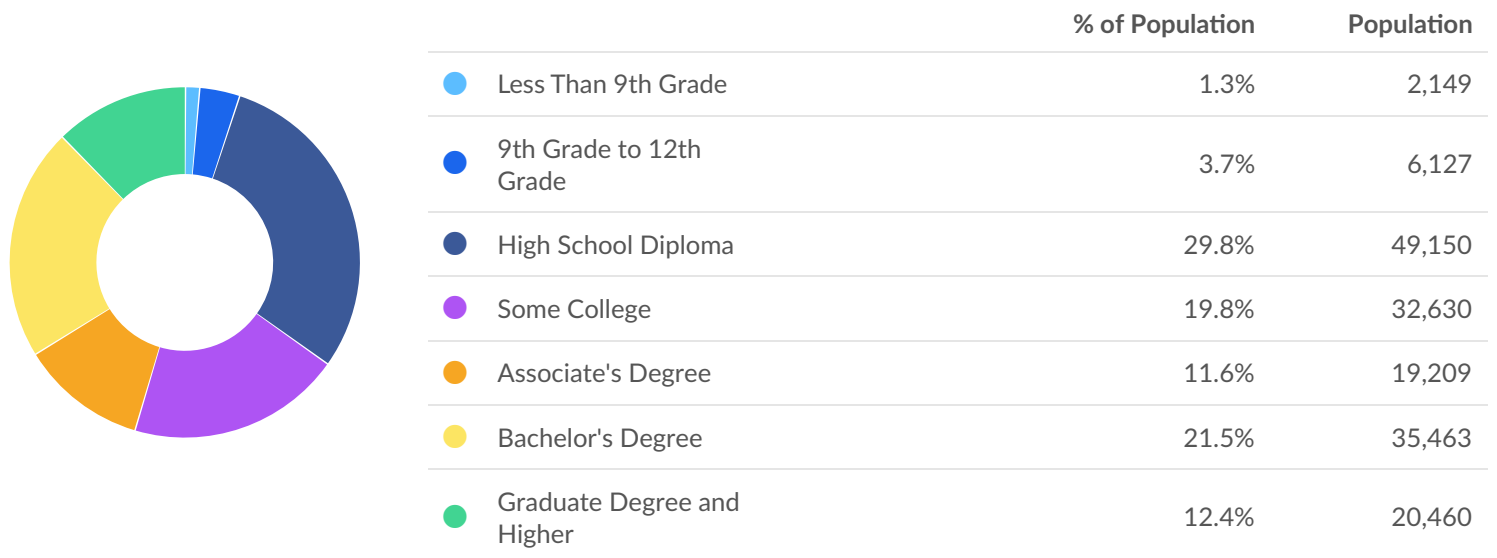
	Population (2024)	Labor Force (Oct 2024)	Jobs (2023)	Cost of Living	GRP	Imports	Exports
Region	221,282	118,483	91,690	119.2	\$12.36B	\$21.82B	\$22.98B
State	1,409,443	710,009	736,992	116.8	\$91.83B	\$91.74B	\$102.69B

Oct 2024 Labor Force Breakdown



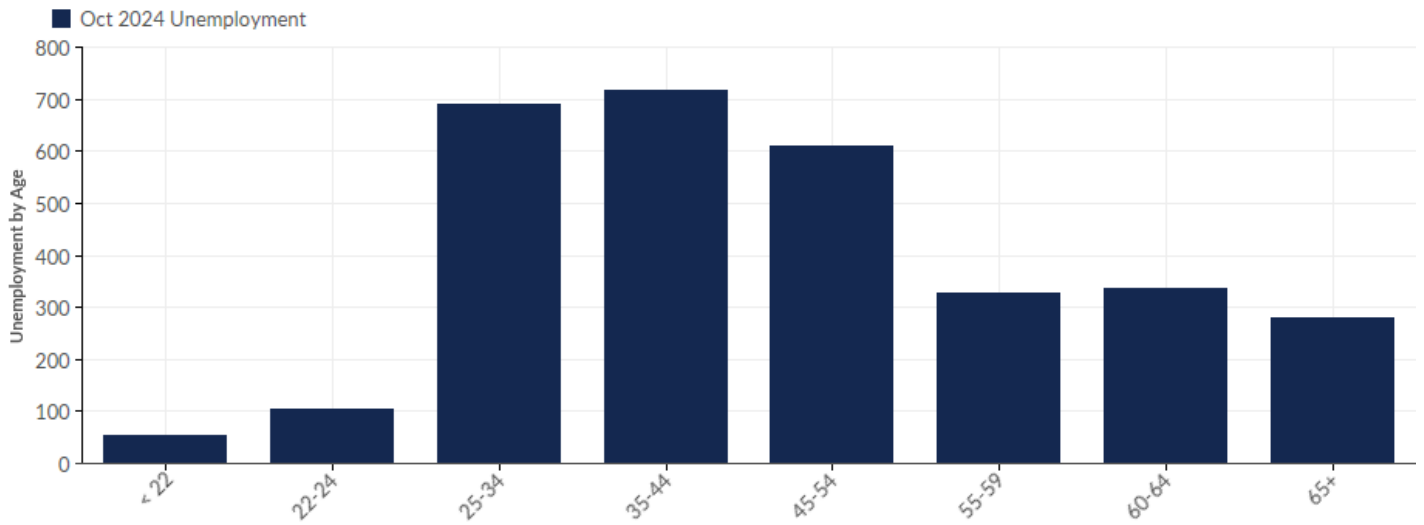
Educational Attainment

Concerning educational attainment, **21.5% of York County, ME residents possess a Bachelor's Degree** (0.3% above the national average), and **11.6% hold an Associate's Degree** (2.8% above the national average).



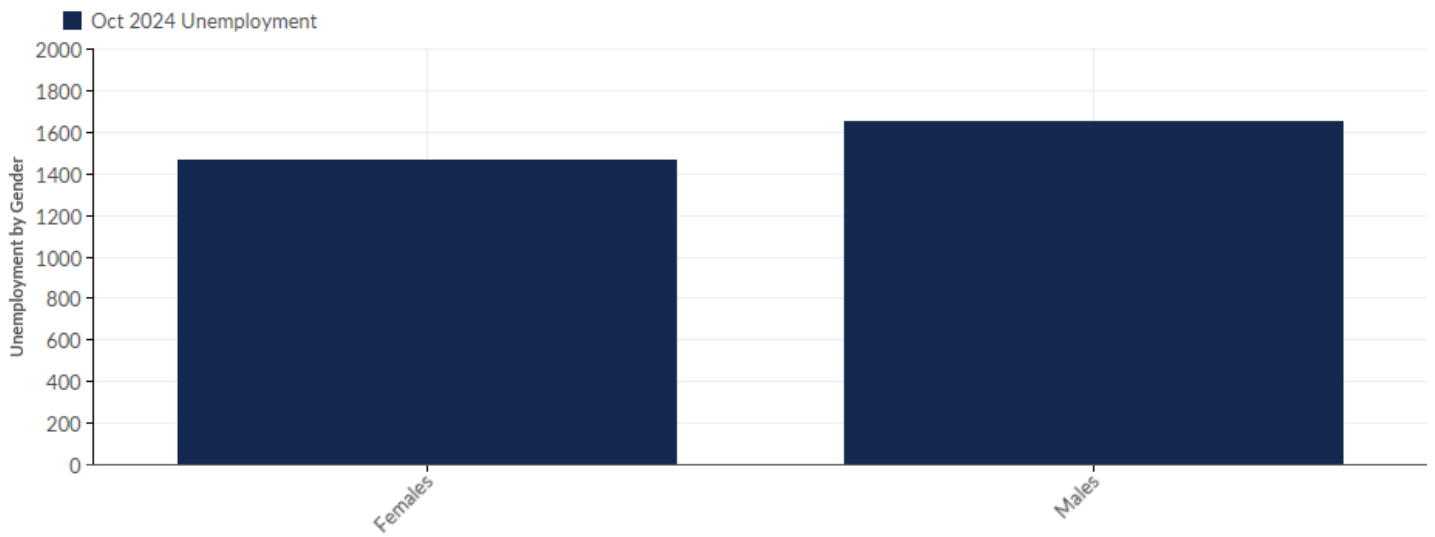
Unemployment by Demographics

Unemployment by Age



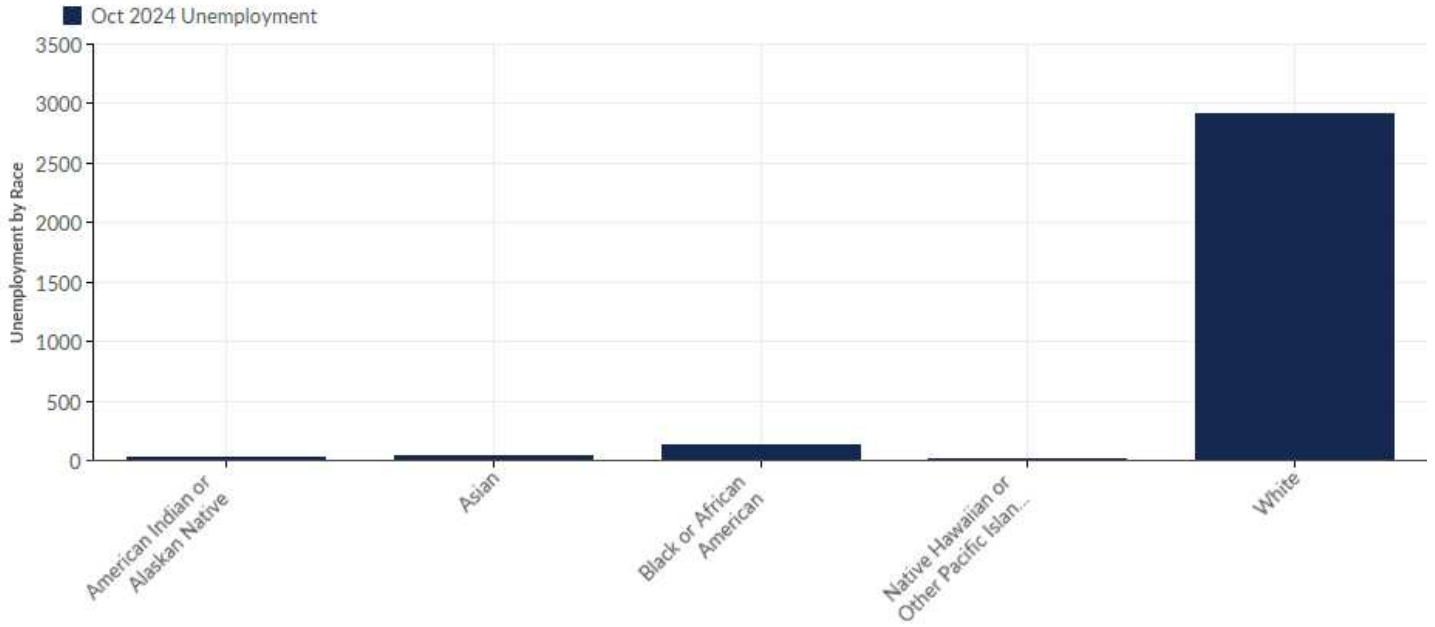
Age	Unemployment (Oct 2024)	% of Unemployed
< 22	54	1.73%
22-24	105	3.37%
25-34	689	22.10%
35-44	716	22.97%
45-54	611	19.60%
55-59	327	10.49%
60-64	335	10.75%
65+	279	8.95%
Total	3,117	100.00%

Unemployment by Gender



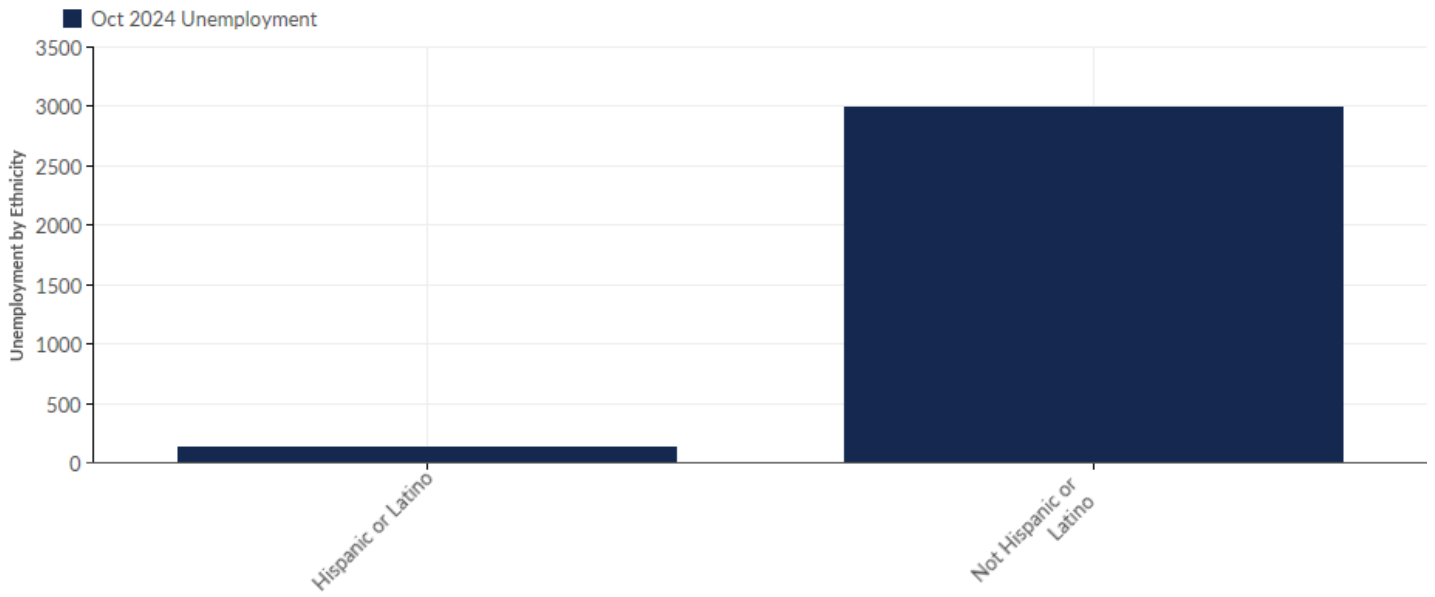
Gender	Unemployment (Oct 2024)	% of Unemployed
Females	1,467	47.06%
Males	1,650	52.94%
Total	3,117	100.00%

Unemployment by Race



Race	Unemployment (Oct 2024)	% of Unemployed
American Indian or Alaskan Native	31	0.99%
Asian	37	1.19%
Black or African American	126	4.04%
Native Hawaiian or Other Pacific Islander	9	0.29%
White	2,914	93.49%
Total	3,117	100.00%

Unemployment by Ethnicity

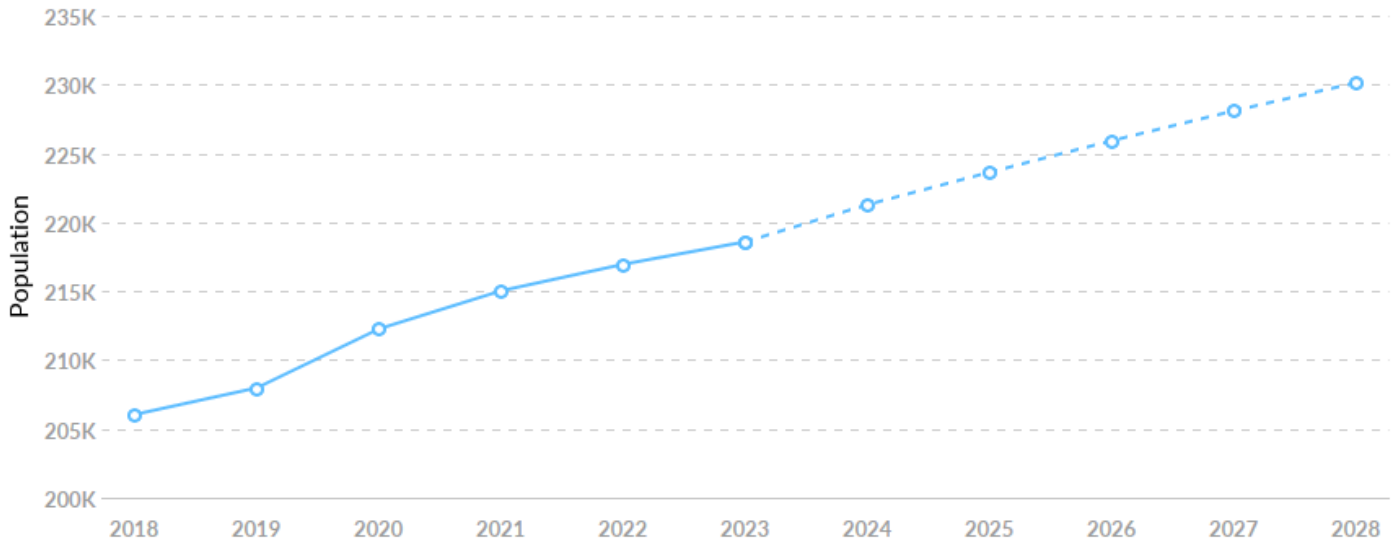


Ethnicity	Unemployment (Oct 2024)	% of Unemployed
Hispanic or Latino	127	4.07%
Not Hispanic or Latino	2,990	95.93%
Total	3,117	100.00%

Historic & Projected Trends

Population Trends

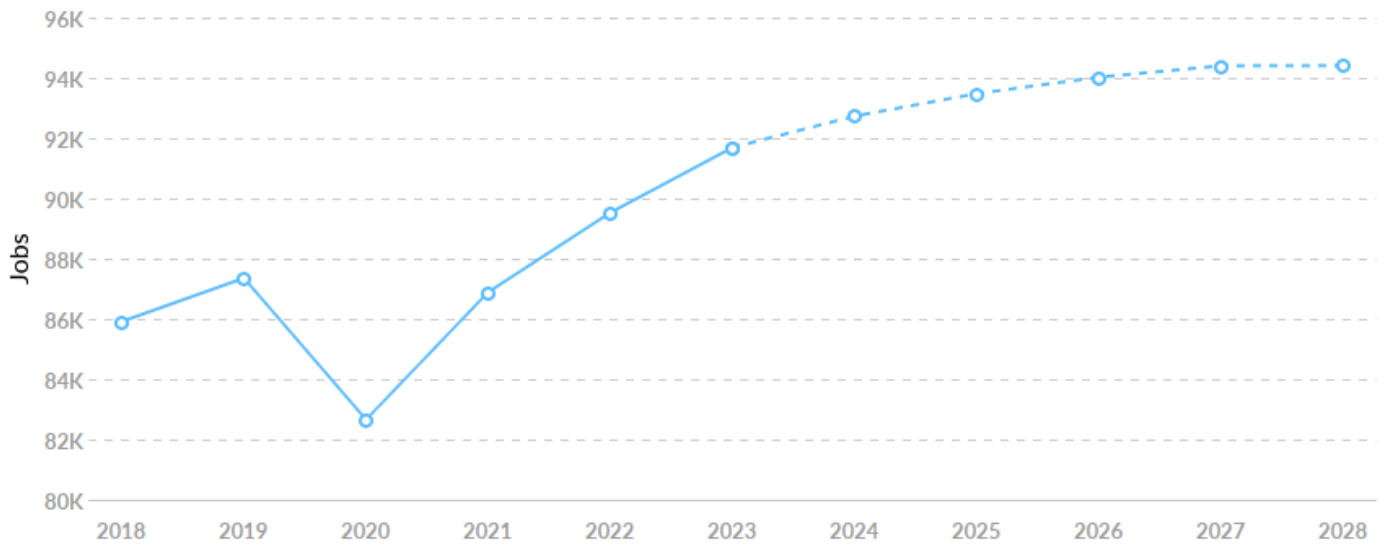
As of 2023 the region's population increased by 6.1% since 2018, growing by 12,545. Population is expected to increase by 5.3% between 2023 and 2028, adding 11,548.



Timeframe	Population
2018	206,041
2019	207,978
2020	212,260
2021	215,025
2022	216,950
2023	218,586
2024	221,282
2025	223,636
2026	225,929
2027	228,096
2028	230,134

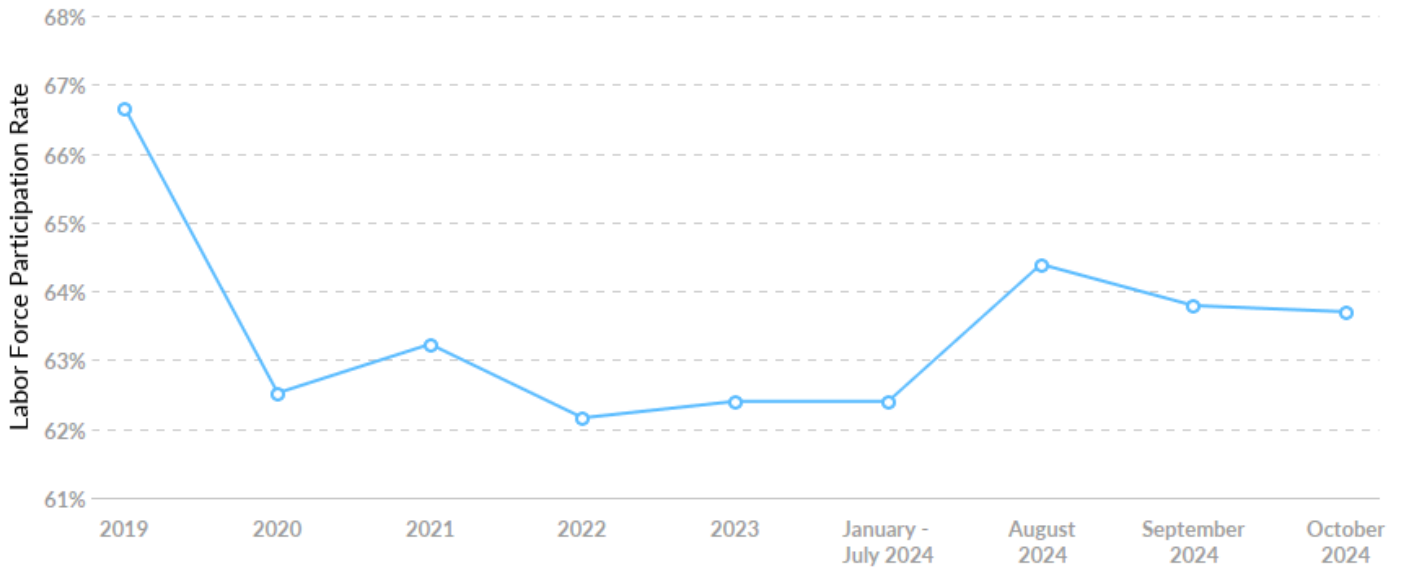
Job Trends

From 2018 to 2023, jobs increased by 6.7% in York County, ME from 85,912 to 91,690. This change **outpaced the national growth rate of 4.5% by 2.2%**.



Timeframe	Jobs
2018	85,912
2019	87,355
2020	82,656
2021	86,889
2022	89,529
2023	91,690
2024	92,731
2025	93,480
2026	94,025
2027	94,402
2028	94,409

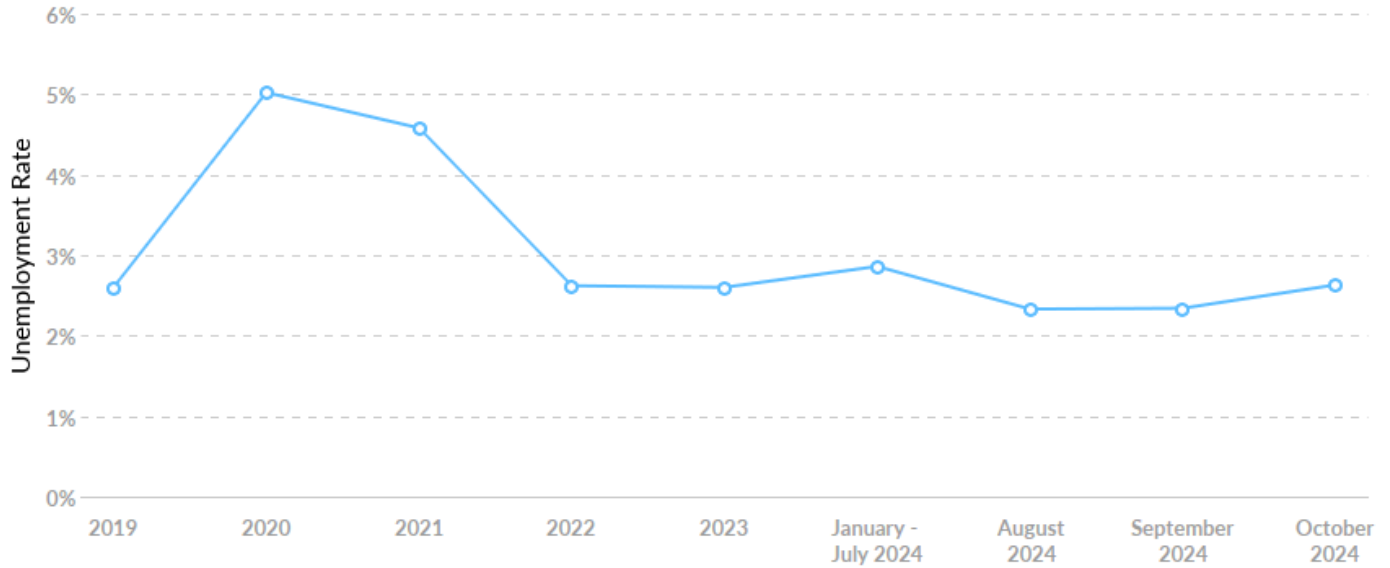
Labor Force Participation Rate Trends



Timeframe	Labor Force Participation Rate
2019	66.65%
2020	62.52%
2021	63.23%
2022	62.16%
2023	62.40%
January - July 2024	62.40%
August 2024	64.39%
September 2024	63.79%
October 2024	63.70%

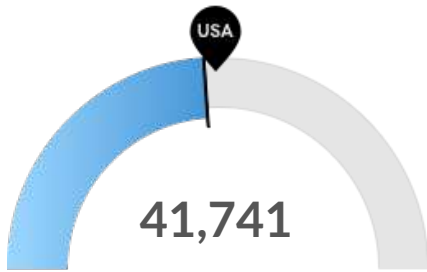
Unemployment Rate Trends

York County, ME had an October 2024 unemployment rate of 2.63%, **increasing from 2.60%** 5 years before.



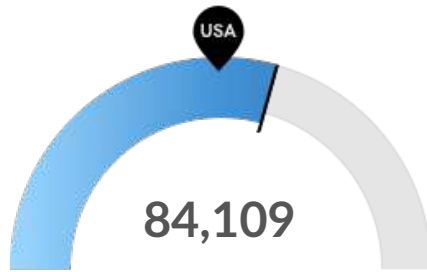
Timeframe	Unemployment Rate
2019	2.60%
2020	5.02%
2021	4.58%
2022	2.62%
2023	2.60%
January - July 2024	2.86%
August 2024	2.33%
September 2024	2.34%
October 2024	2.63%

Population Characteristics



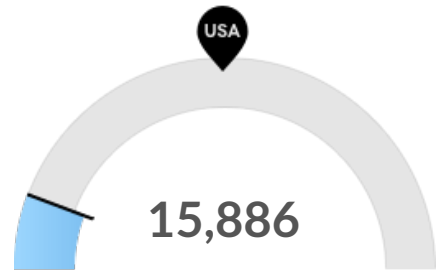
Millennials

York County, ME has 41,741 millennials (ages 25-39). The national average for an area this size is 44,413.



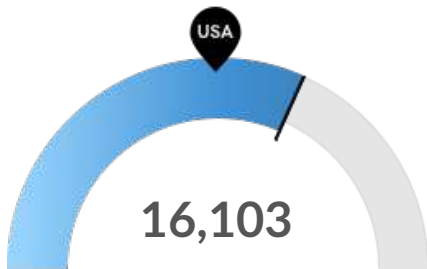
Retiring Soon

Retirement risk is high in York County, ME. The national average for an area this size is 65,986 people 55 or older, while there are 84,109 here.



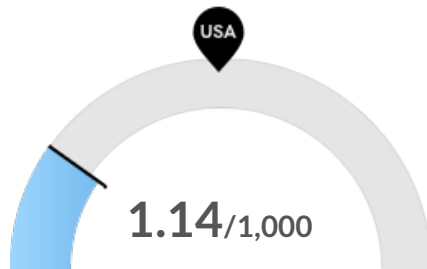
Racial Diversity

Racial diversity is low in York County, ME. The national average for an area this size is 91,035 racially diverse people, while there are 15,886 here.



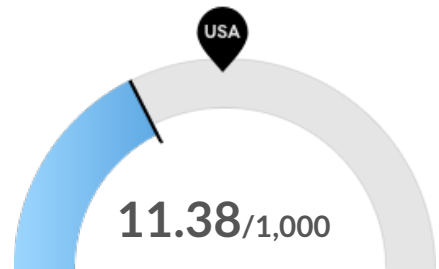
Veterans

York County, ME has 16,103 veterans. The national average for an area this size is 11,092.



Violent Crime

York County, ME has 1.14 violent crimes per 1,000 people. The national rate is 3.6 per 1,000 people.



Property Crime

York County, ME has 11.38 property crimes per 1,000 people. The national rate is 18.22 per 1,000 people.

Place of Work vs Place of Residence

Understanding where talent in York County, ME currently works compared to where talent lives can help you optimize site decisions.



Where Talent Works

County	Name	2023 Employment
23031	York County, ME	91,690

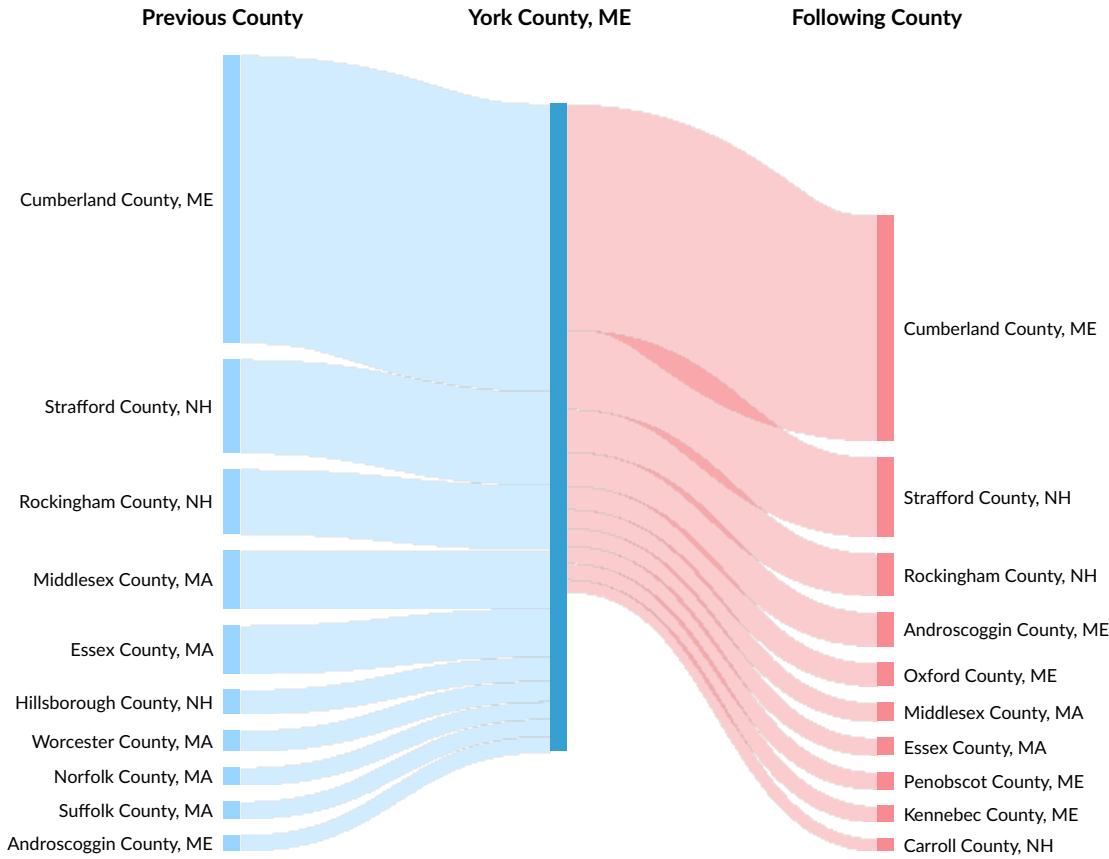
Where Talent Lives

County	Name	2023 Workers
23031	York County, ME	119,310

Inbound and Outbound Migration

The table below analyzes past and current residents of York County, ME. The left column shows residents of other counties migrating to York County, ME. The right column shows residents migrating from York County, ME to other counties.

As of 2022, 2,317 people have migrated from Cumberland County, ME to York County, ME. In the same year, 1,817 people left York County, ME migrating to Cumberland County, ME. The total Net Migration for York County, ME in 2022 was 1,843.

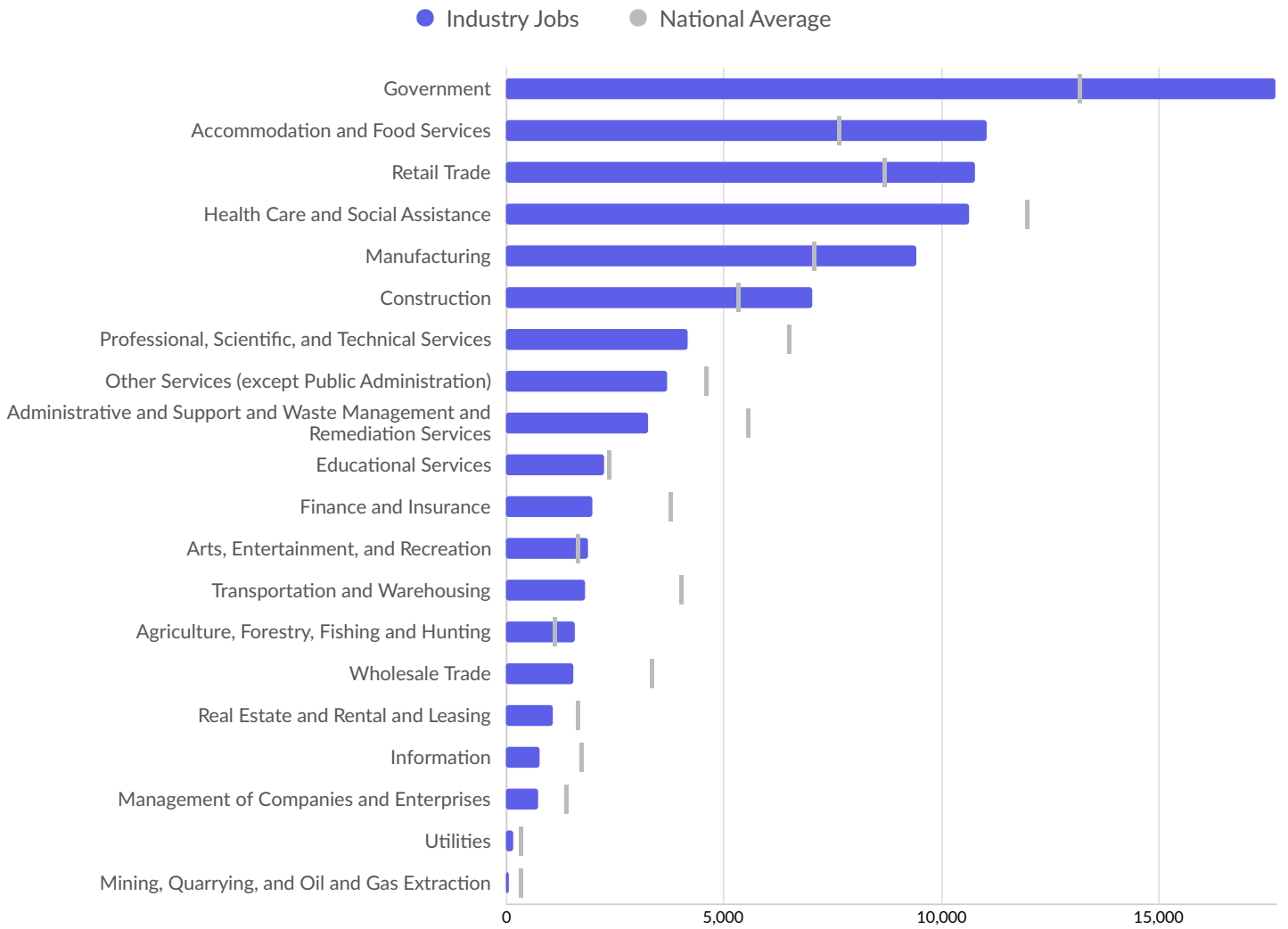


Top Previous Counties	Migrations
Cumberland County, ME	2,317
Strafford County, NH	753
Rockingham County, NH	520
Middlesex County, MA	475
Essex County, MA	388
Hillsborough County, NH	194

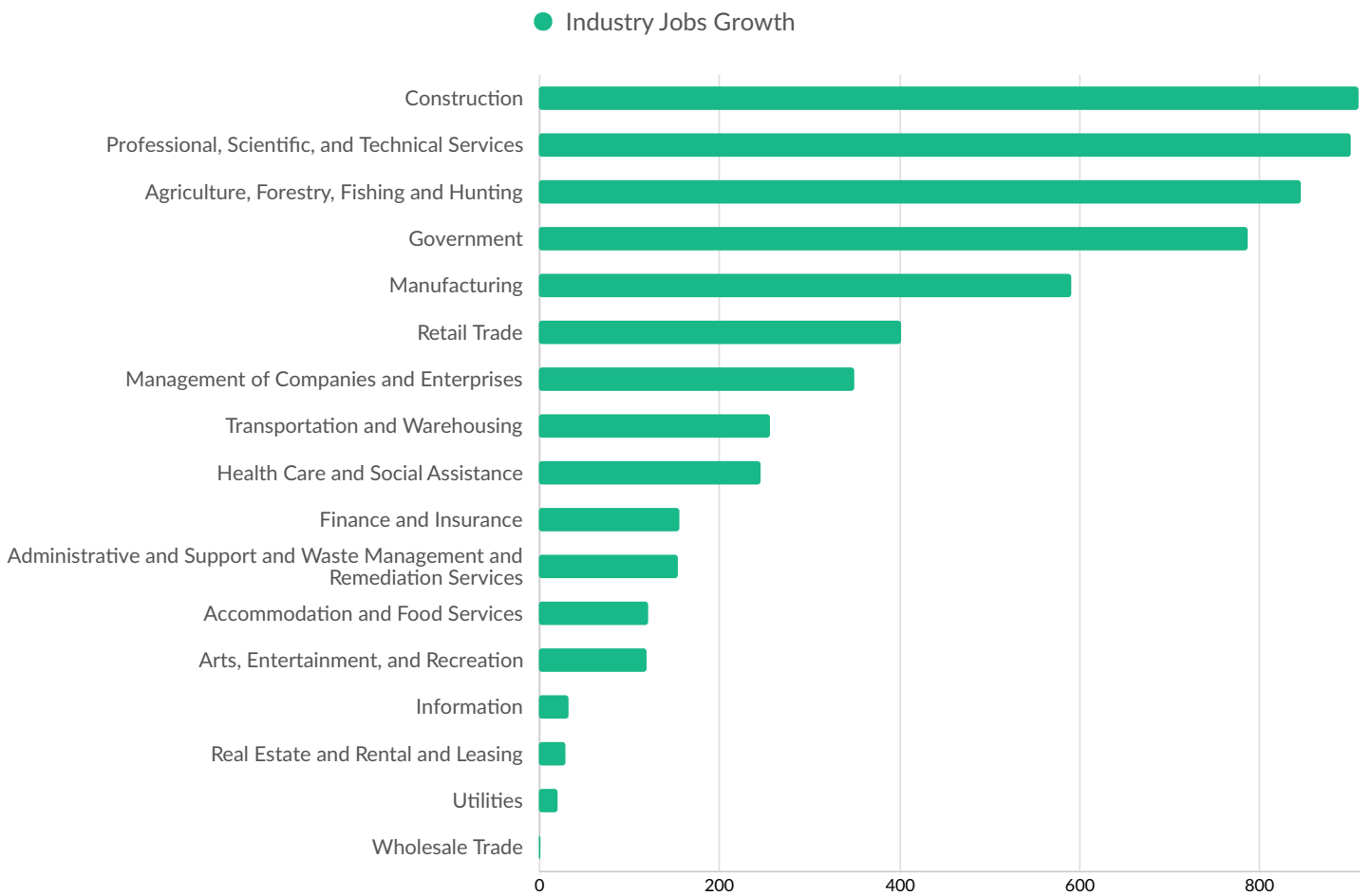
Top Previous Counties	Migrations
Worcester County, MA	166
Norfolk County, MA	141
Suffolk County, MA	138
Androscoggin County, ME	128
Kennebec County, ME	126
Penobscot County, ME	125
Oxford County, ME	119
Carroll County, NH	98
Capitol Planning Region, CT	70
Top Following Counties	Migrations
Cumberland County, ME	1,817
Strafford County, NH	642
Rockingham County, NH	343
Androscoggin County, ME	274
Oxford County, ME	189
Middlesex County, MA	151
Essex County, MA	142
Penobscot County, ME	141
Kennebec County, ME	131
Carroll County, NH	99
Hillsborough County, NH	89
Sagadahoc County, ME	76
Aroostook County, ME	71
Worcester County, MA	68
Sarasota County, FL	59

Industry Characteristics

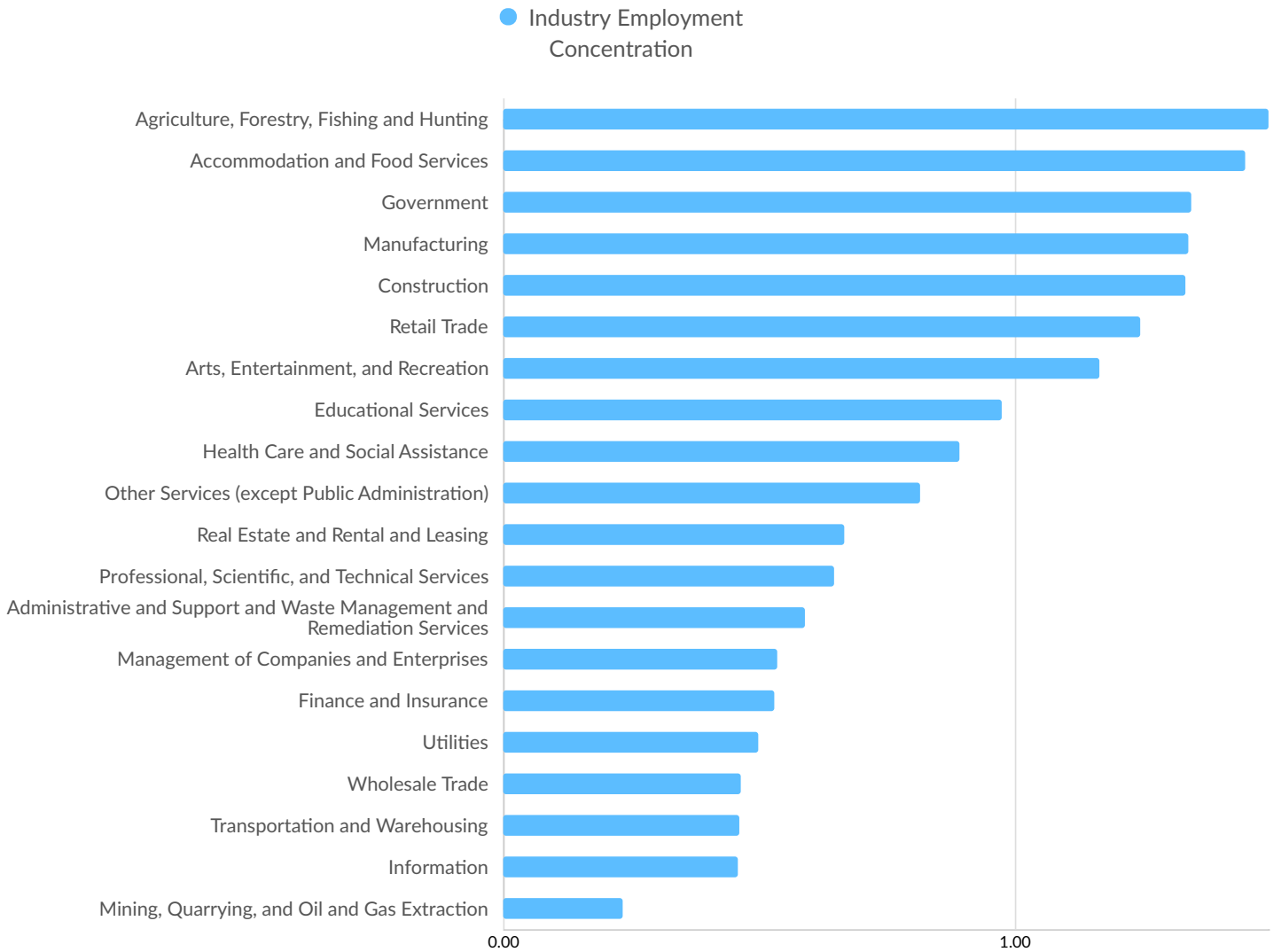
Largest Industries



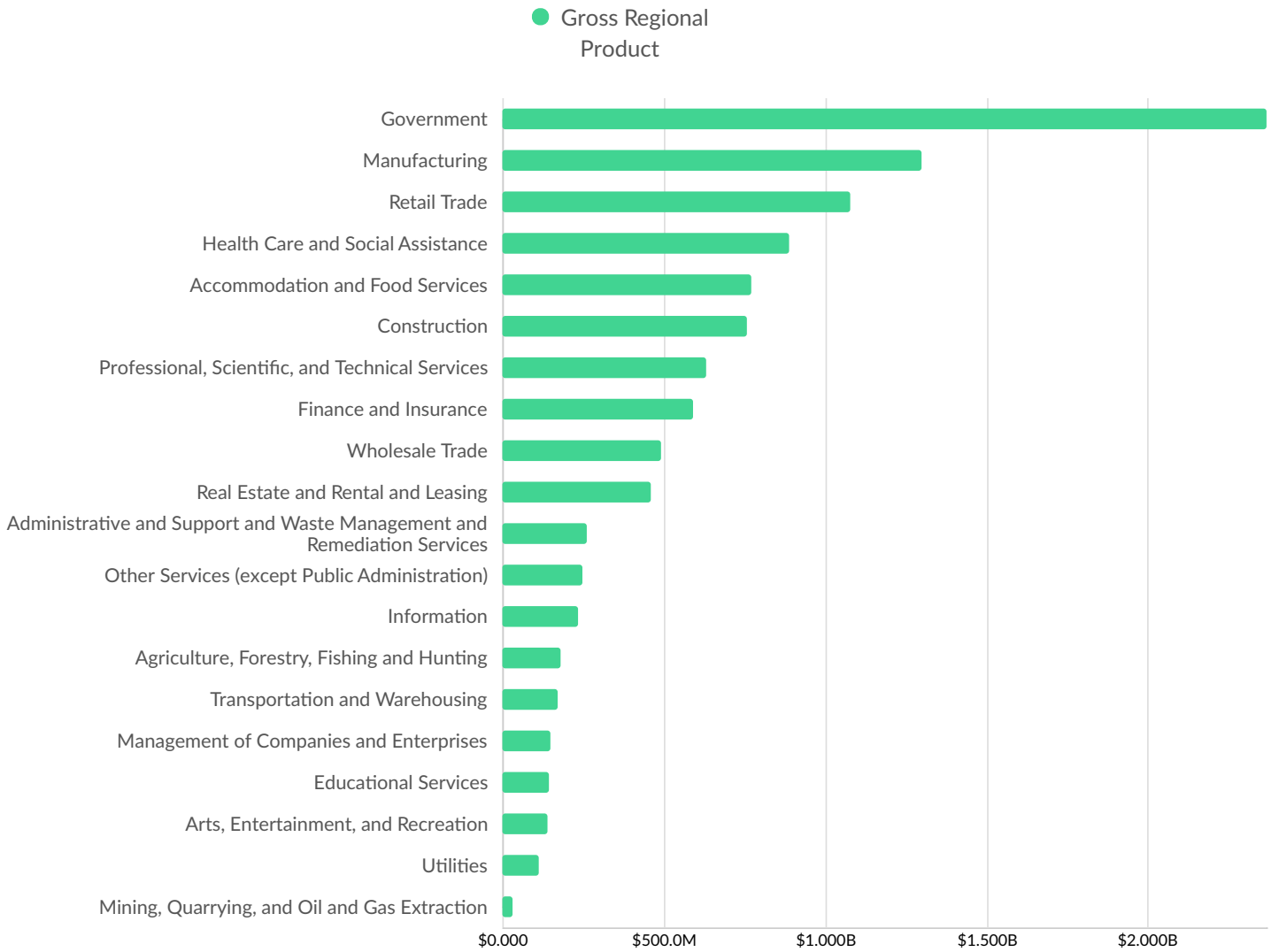
Top Growing Industries



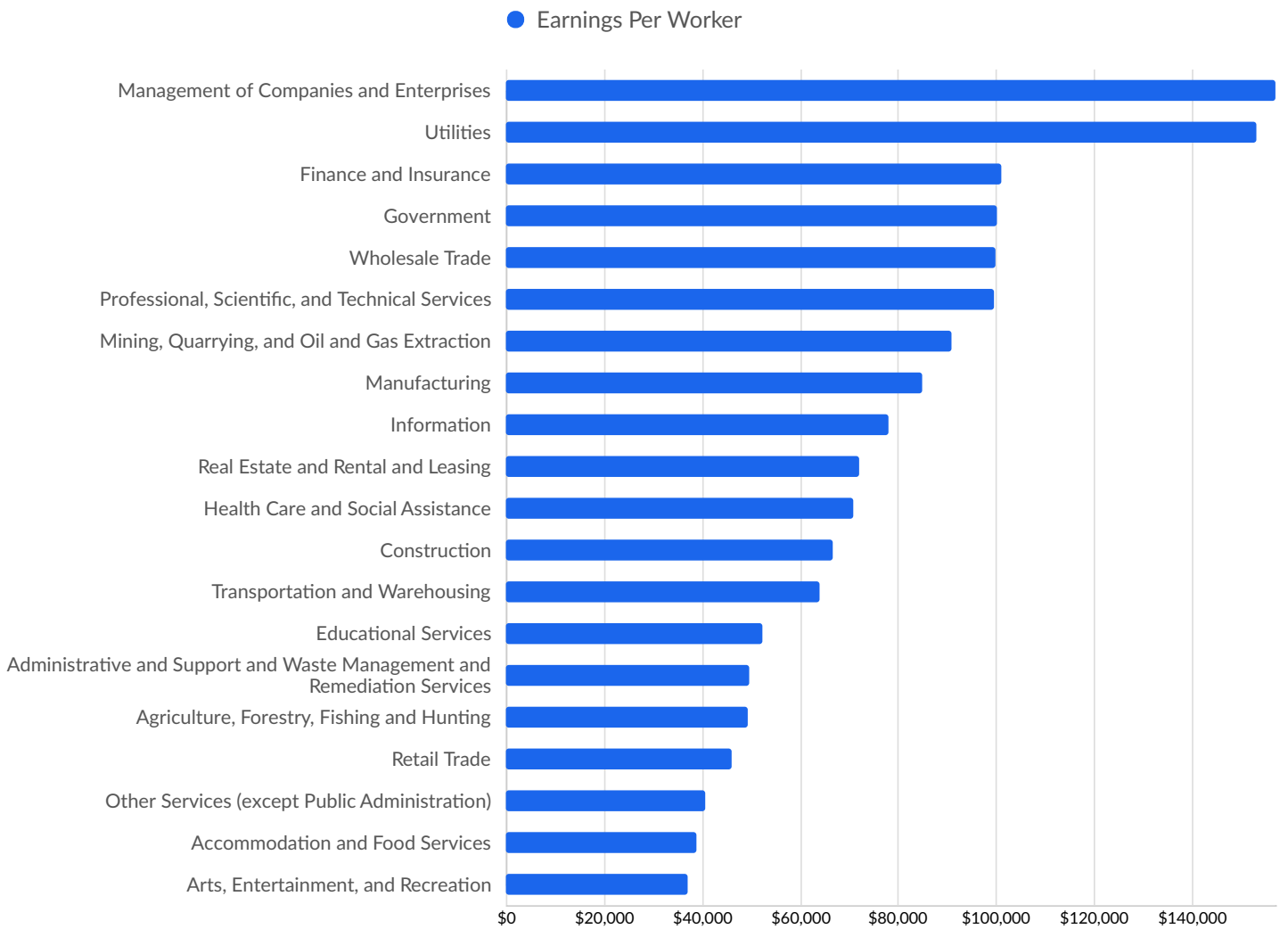
Top Industry Employment Concentration



Top Industry GRP























Top Industry Earnings



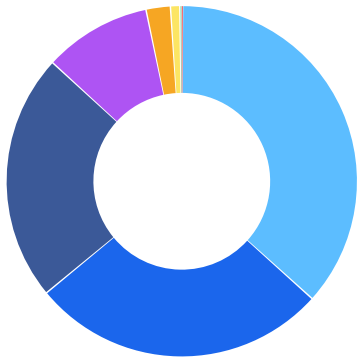
Business Characteristics

18,079 Companies Employ Your Workers

Online profiles for your workers mention 18,079 companies as employers, with the top 10 appearing below. In the last 12 months, 1,678 companies in York County, ME posted job postings, with the top 10 appearing below.

Top Companies	Profiles	Top Companies Posting	Unique Postings
Maine Medical Center	1,180 	Maine Medical Center	1,048 
Portsmouth Naval Shipyard	713 	York Hospital	424 
University of New England	637 	United States Navy	403 
Pratt & Whitney	445 	Hannaford Brothers Company	400 
Unum	400 	University of New England	269 
United States Navy	318 	Genesis HealthCare	255 
Hannaford Brothers Company	315 	Albertsons	224 
IDEXX	311 	Spurwink Services	174 
York Hospital	292 	Walgreens Boots Alliance	174 
Liberty Mutual	264 	ManpowerGroup	162 

Business Size

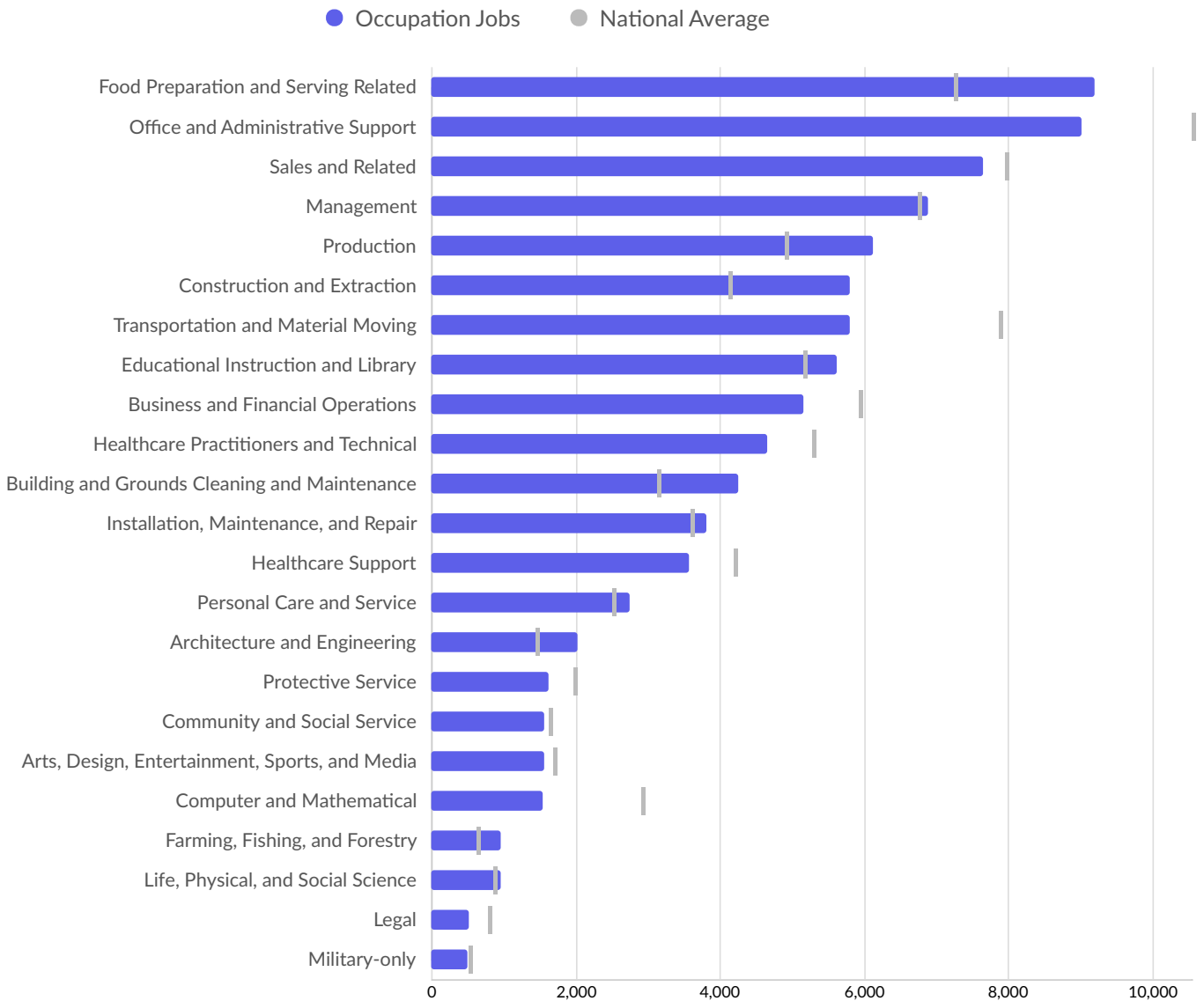


	Percentage	Business Count
● 1 to 4 employees	36.6%	3,378
● 5 to 9 employees	27.4%	2,525
● 10 to 19 employees	22.8%	2,104
● 20 to 49 employees	9.9%	914
● 50 to 99 employees	2.2%	207
● 100 to 249 employees	0.9%	79
● 250 to 499 employees	0.2%	19
● 500+ employees	0.0%	4

*Business Data by DatabaseUSA.com is third-party data provided by Lightcast to its customers as a convenience, and Lightcast does not endorse or warrant its accuracy or consistency with other published Lightcast data. In most cases, the Business Count will not match total companies with profiles on the summary tab.

Workforce Characteristics

Largest Occupations



Top Growing Occupations



Top Occupation Employment Concentration

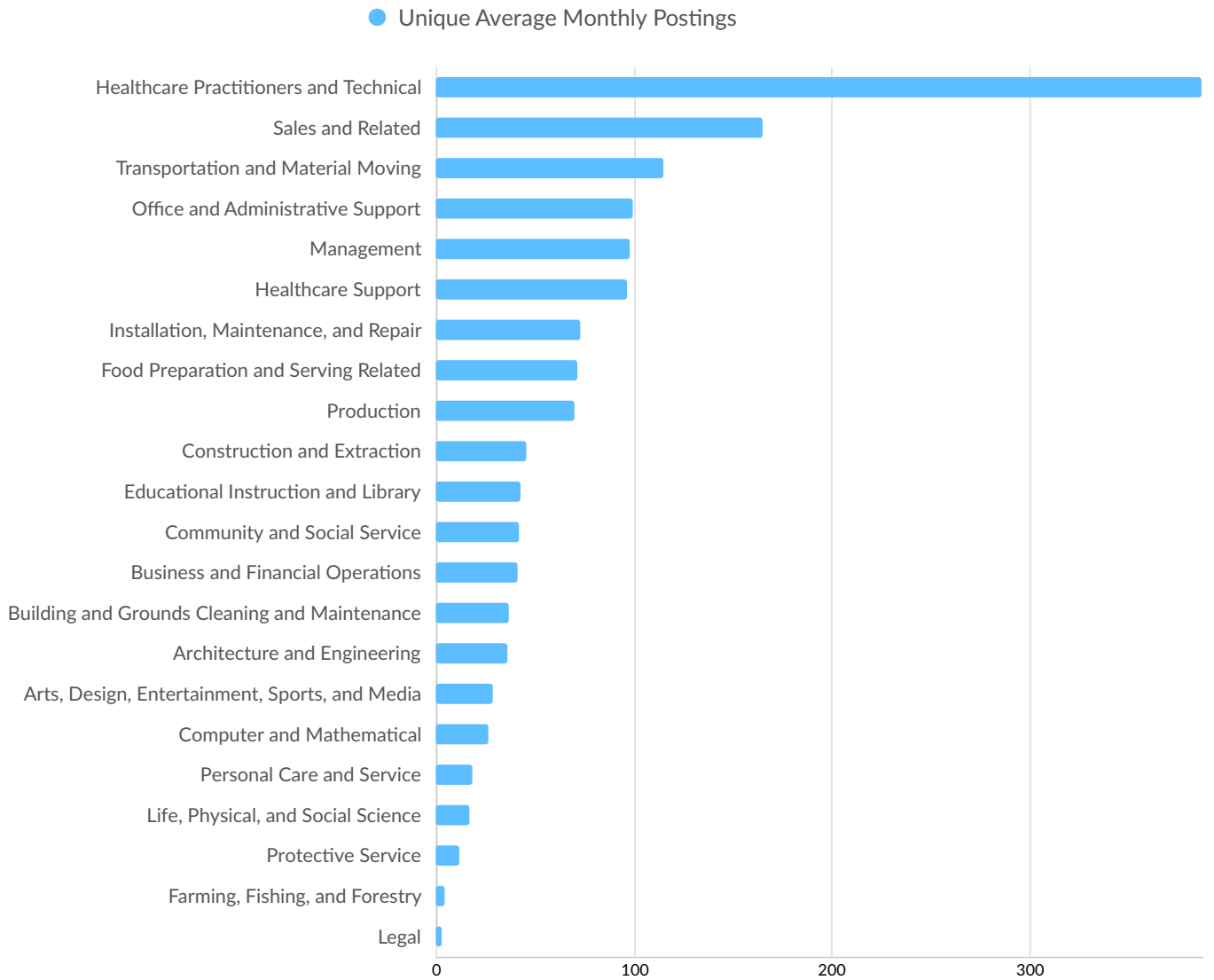
● Occupation Employment Concentration



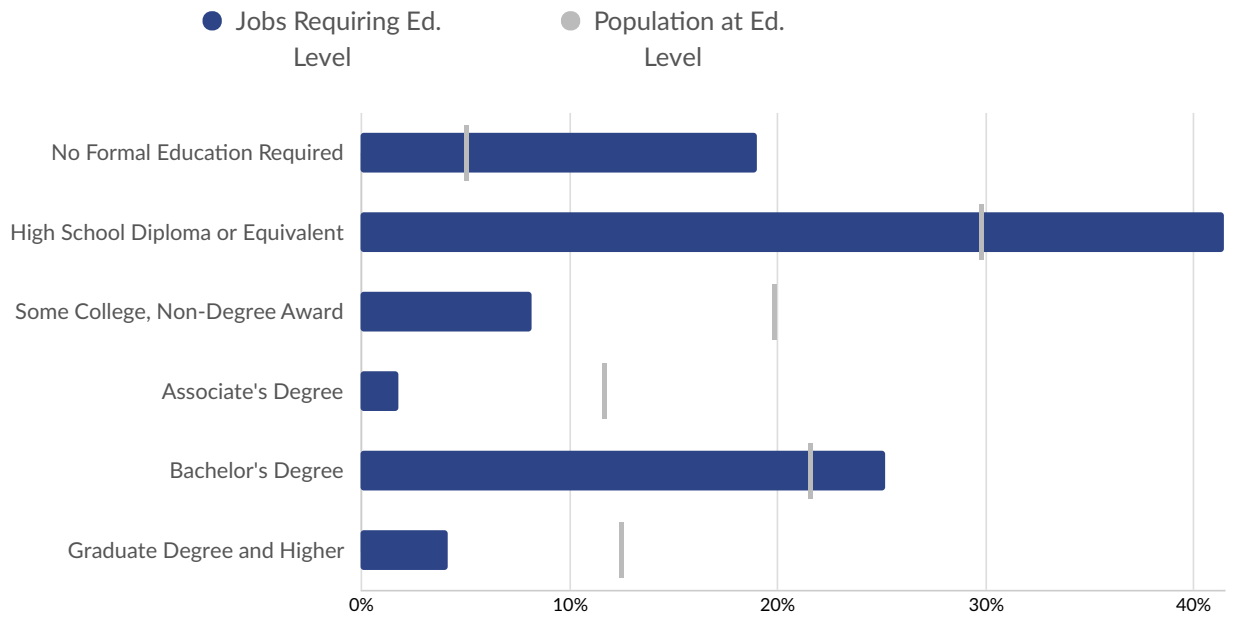
Top Occupation Earnings



Top Posted Occupations



Underemployment



Educational Pipeline

In 2023, there were 1,651 graduates in York County, ME. This pipeline has shrunk by 21% over the last 5 years. The highest share of these graduates come from "Social Work" (Master's or Higher), "Osteopathic Medicine/Osteopathy" (Master's or Higher), and "Public Health, General" (Master's or Higher).

School	Total Graduates (2023)	Graduate Trend (2019 - 2023)
University of New England	1,404	
York County Community College	192	
The Landing School	55	
Harris School of Business-Sanford Campus (not current)	0	



In-Demand Skills

