



Sagadahoc County, ME

Coastal Counties Workforce, Inc.



14 Maine St
Suite 203A
Brunswick, Maine 04011

Contents

Report Parameters	1
Economy Overview	2
Unemployment by Demographics	4
Historic & Projected Trends	8
Population Characteristics	12
Inbound and Outbound Migration	14
Industry Characteristics	17
Business Characteristics	22
Workforce Characteristics	24
Educational Pipeline	30
In-Demand Skills	31

Report Parameters

1 County

23023 Sagadahoc County, ME

Class of Worker

QCEW Employees, Non-QCEW Employees, and Self-Employed

The information in this report pertains to the chosen geographical area.

Economy Overview

37,513

Population (2023)

Population **grew by 1,692** over the last 5 years and is projected to **grow by 1,397** over the next 5 years.

19,083

Total Regional Employment

Jobs **grew by 1,166** over the last 5 years but are projected to **decrease by 66** over the next 5 years.

\$77.6K

Median Household Income (2022)

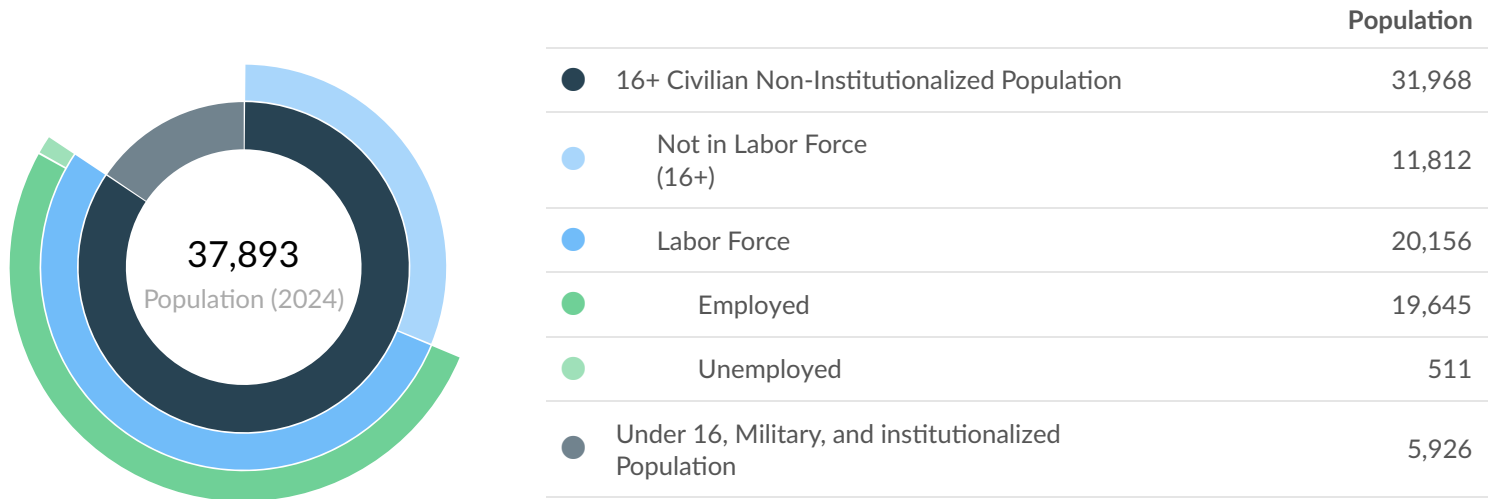
Median household income is **\$2.4K above** the national median household income of \$75.1K.

Takeaways

- As of 2023 the region's population **increased by 4.7%** since 2018, growing by 1,692. Population is expected to **increase by 3.7%** between 2023 and 2028, adding 1,397.
- From 2018 to 2023, jobs **increased by 6.5%** in Sagadahoc County, ME from 17,917 to **19,083**. This change **outpaced the national growth rate of 4.5% by 2.0%**. As the number of jobs increased, the **labor force participation rate decreased from 65.2% to 60.3% between 2018 and 2023**.
- Concerning educational attainment, **22.9% of Sagadahoc County, ME residents possess a Bachelor's Degree** (1.8% above the national average), and **9.6% hold an Associate's Degree** (0.8% above the national average).
- The top three industries in 2023 are Ship and Boat Building, Education and Hospitals (Local Government), and Restaurants and Other Eating Places.

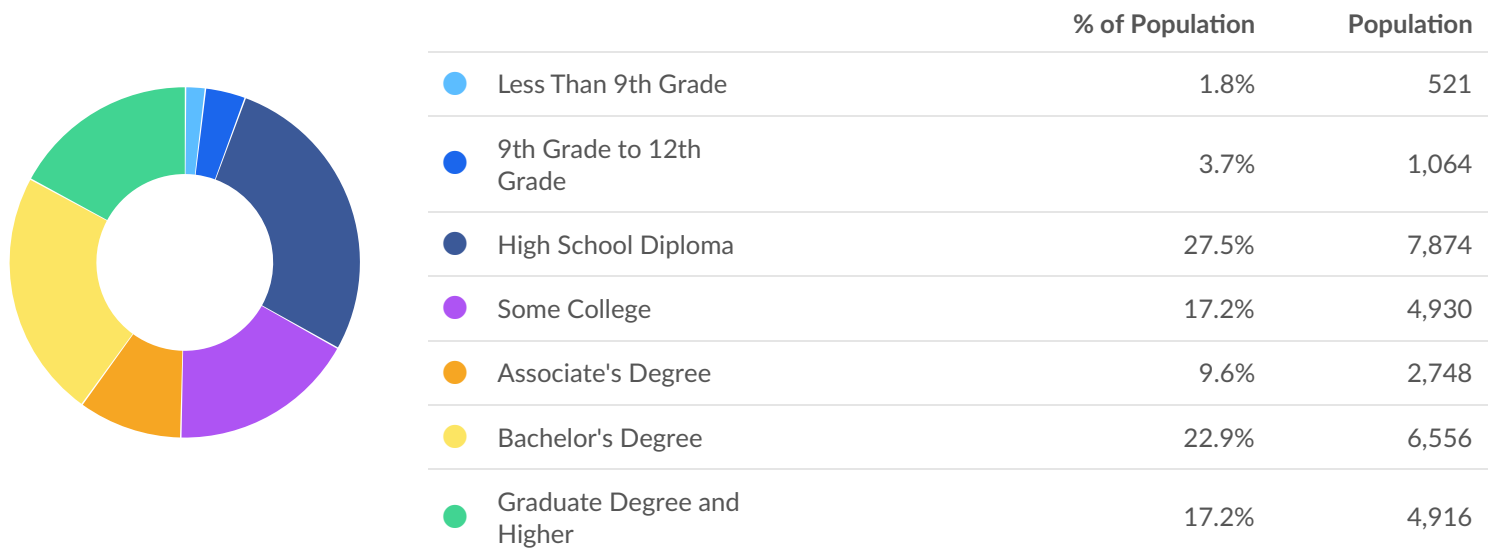
	Population (2024)	Labor Force (Oct 2024)	Jobs (2023)	Cost of Living	GRP	Imports	Exports
Region	37,893	20,156	19,083	122.9	\$2.29B	\$3.78B	\$3.39B
State	1,409,443	710,009	736,992	116.8	\$91.83B	\$91.74B	\$102.69B

Oct 2024 Labor Force Breakdown



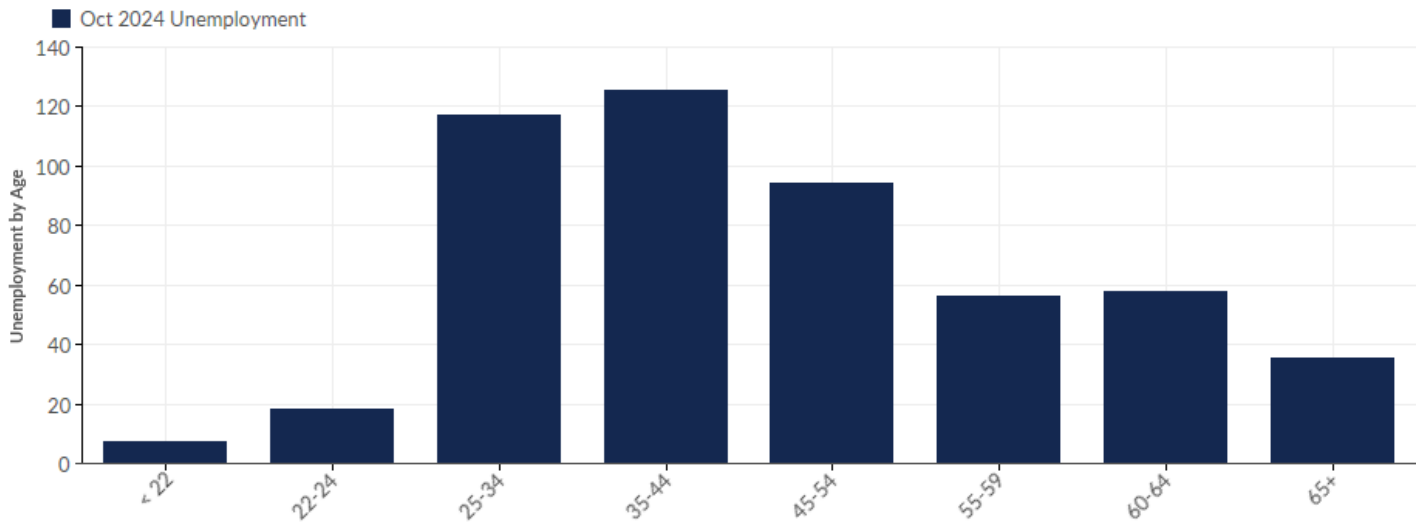
Educational Attainment

Concerning educational attainment, **22.9% of Sagadahoc County, ME residents possess a Bachelor's Degree** (1.8% above the national average), and **9.6% hold an Associate's Degree** (0.8% above the national average).



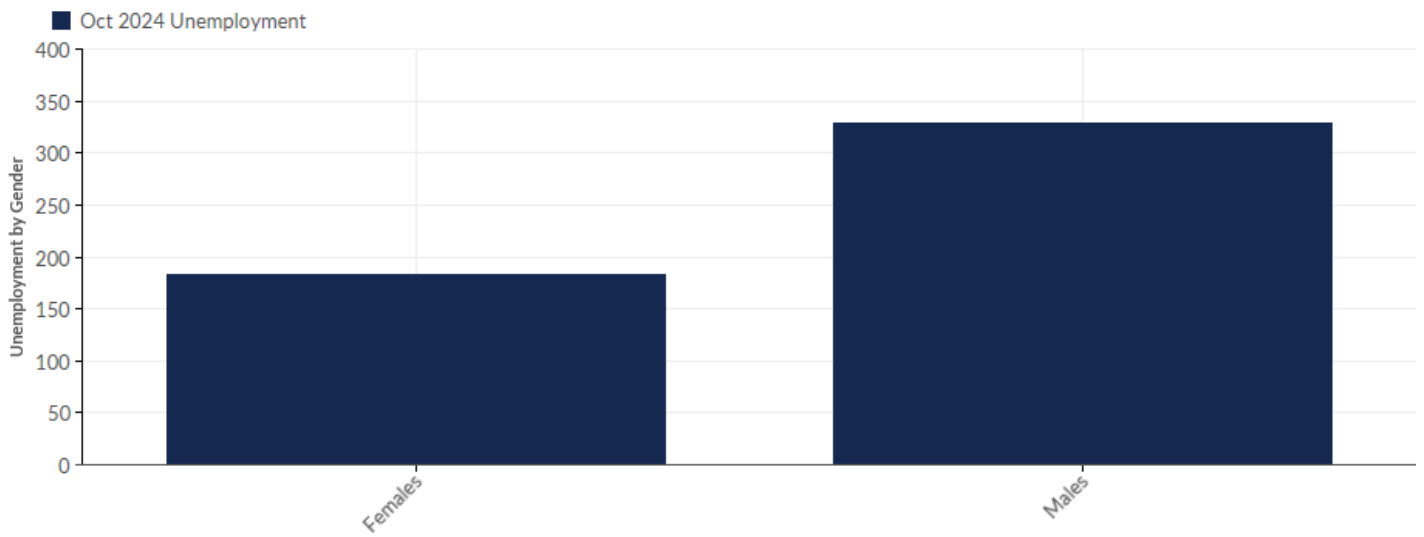
Unemployment by Demographics

Unemployment by Age



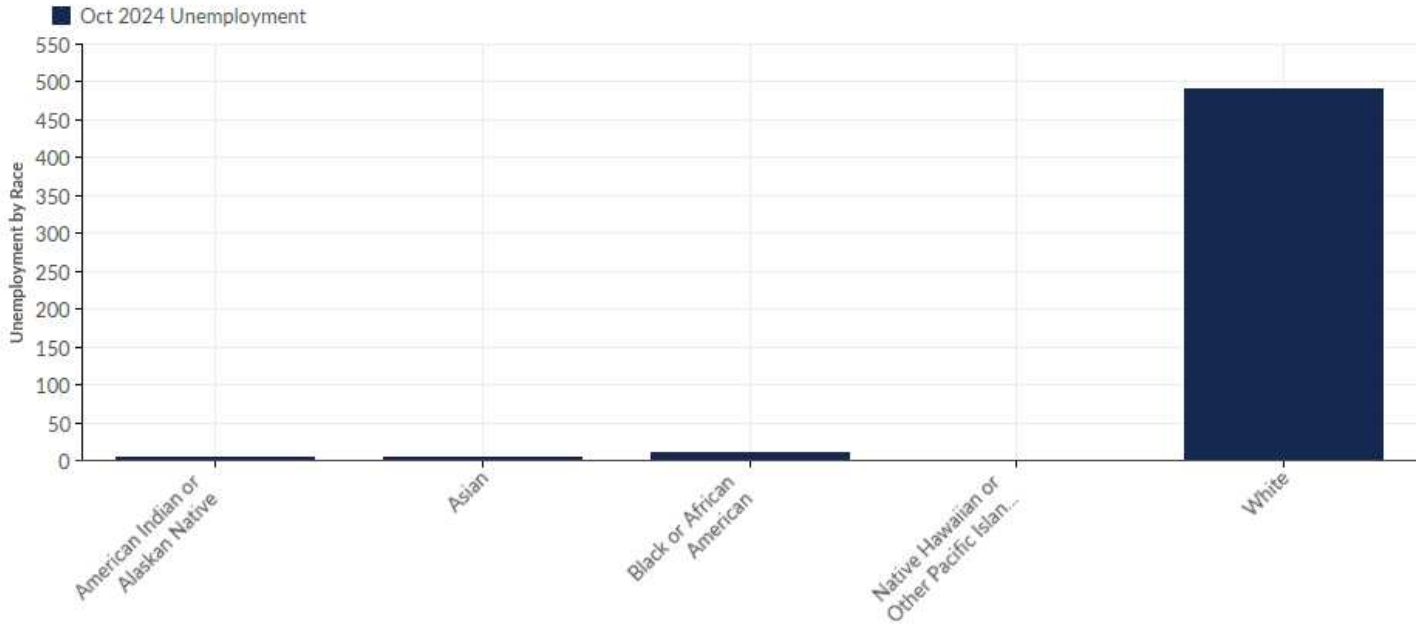
Age	Unemployment (Oct 2024)	% of Unemployed
< 22	7	1.37%
22-24	18	3.52%
25-34	117	22.90%
35-44	125	24.46%
45-54	94	18.40%
55-59	56	10.96%
60-64	58	11.35%
65+	36	7.05%
Total	511	100.00%

Unemployment by Gender



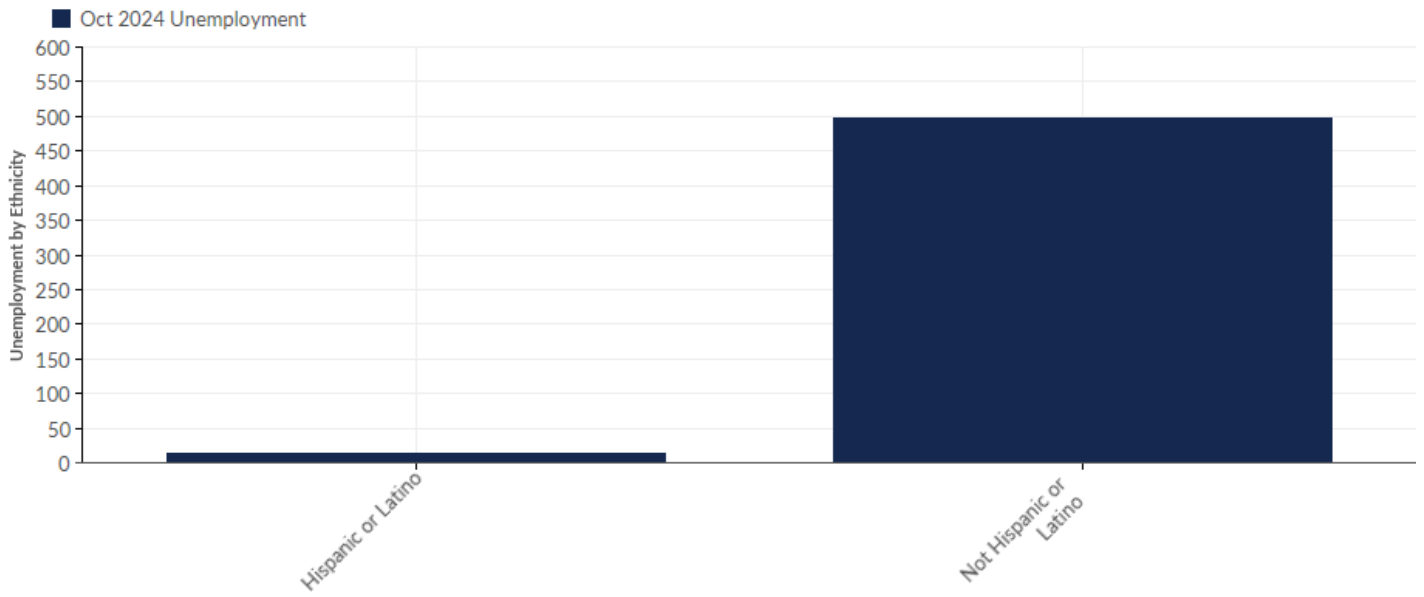
Gender	Unemployment (Oct 2024)	% of Unemployed
Females	183	35.81%
Males	328	64.19%
Total	511	100.00%

Unemployment by Race



Race	Unemployment (Oct 2024)	% of Unemployed
American Indian or Alaskan Native	5	0.98%
Asian	3	0.59%
Black or African American	11	2.15%
Native Hawaiian or Other Pacific Islander	1	0.20%
White	491	96.09%
Total	511	100.00%

Unemployment by Ethnicity

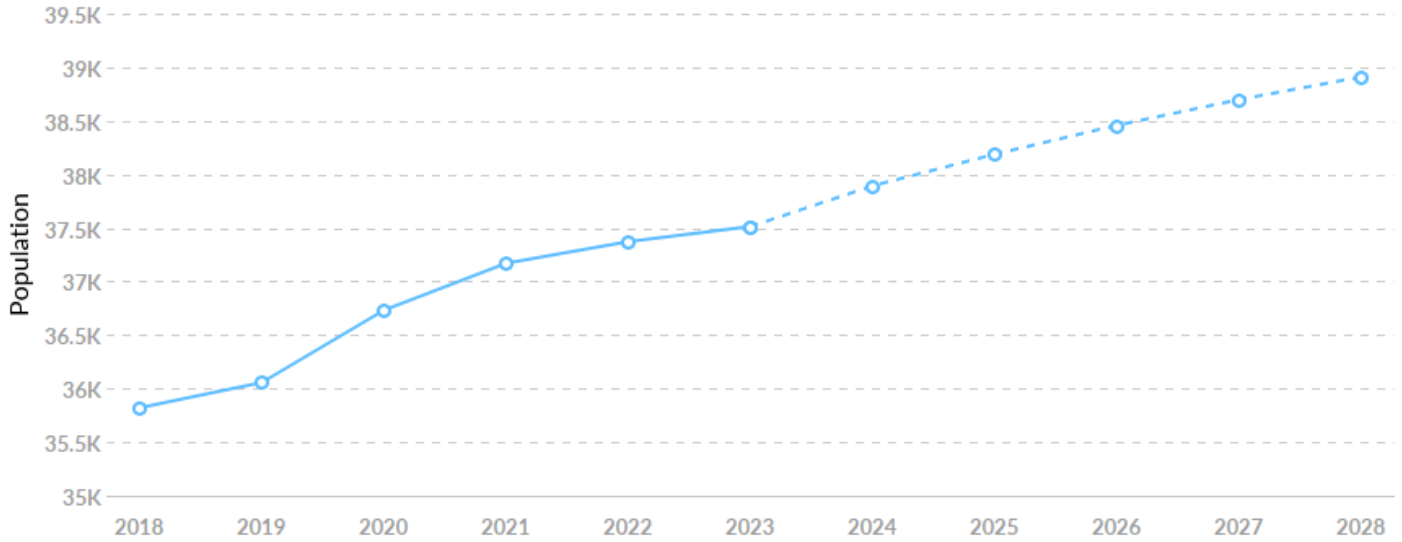


Ethnicity	Unemployment (Oct 2024)	% of Unemployed
Hispanic or Latino	13	2.54%
Not Hispanic or Latino	498	97.46%
Total	511	100.00%

Historic & Projected Trends

Population Trends

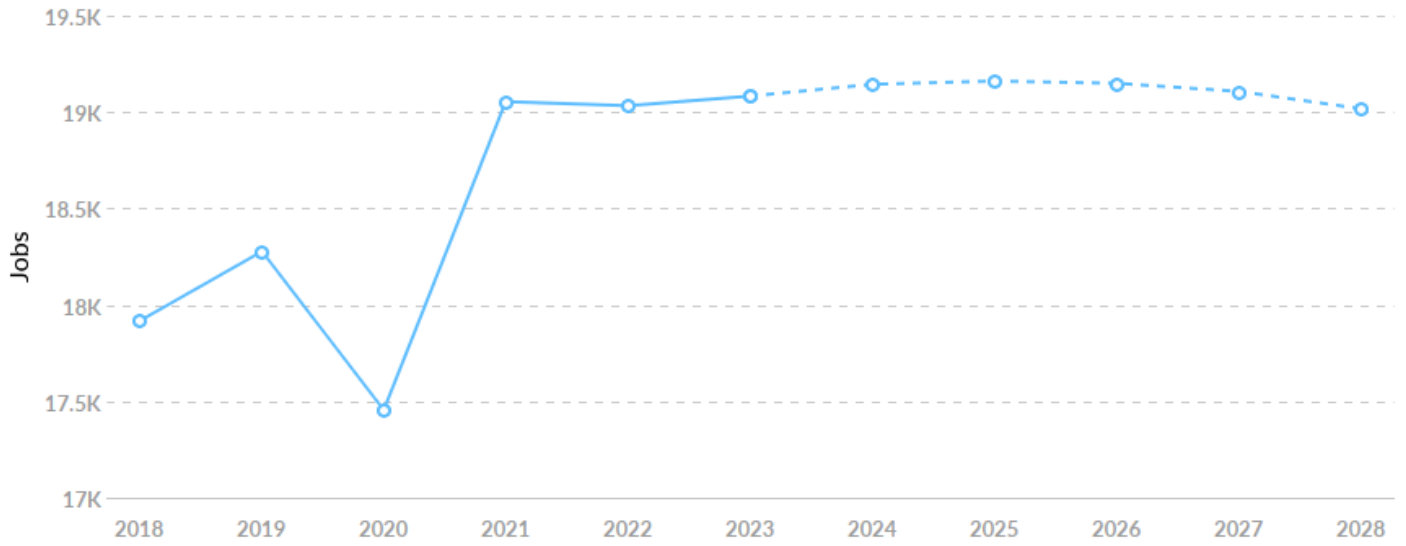
As of 2023 the region's population increased by 4.7% since 2018, growing by 1,692. Population is expected to increase by 3.7% between 2023 and 2028, adding 1,397.



Timeframe	Population
2018	35,821
2019	36,057
2020	36,732
2021	37,170
2022	37,372
2023	37,513
2024	37,893
2025	38,188
2026	38,458
2027	38,698
2028	38,910

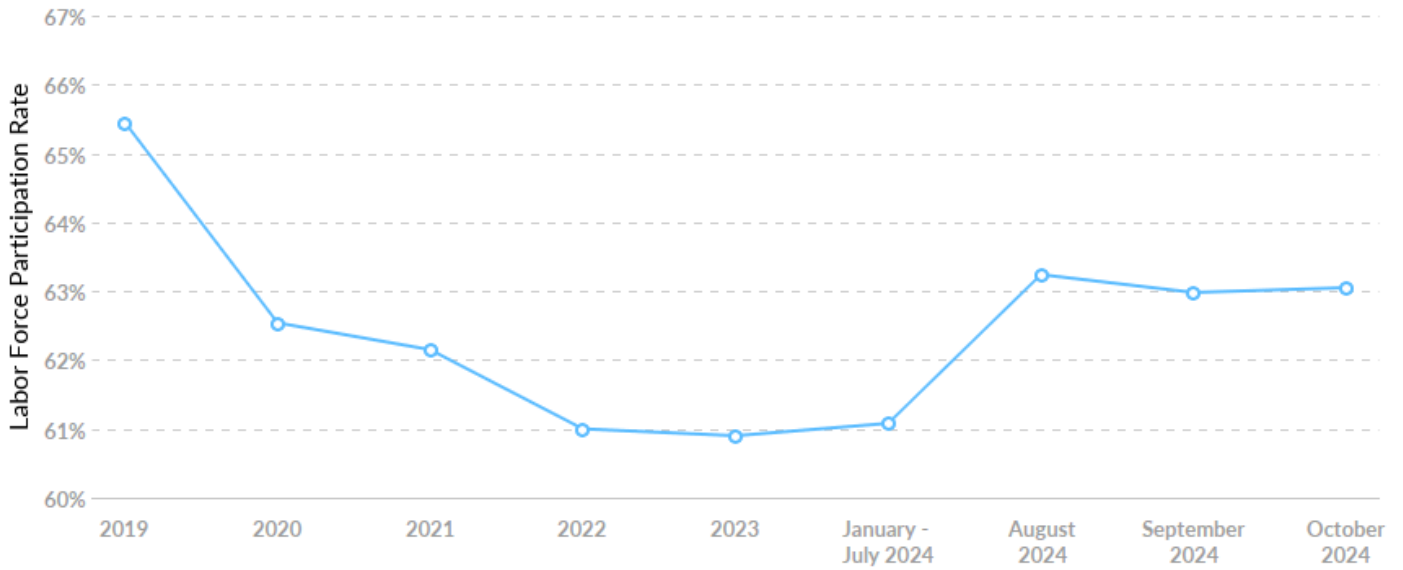
Job Trends

From 2018 to 2023, jobs increased by 6.5% in Sagadahoc County, ME from 17,917 to 19,083. This change outpaced the national growth rate of 4.5% by 2.0%.



Timeframe	Jobs
2018	17,917
2019	18,277
2020	17,452
2021	19,054
2022	19,033
2023	19,083
2024	19,144
2025	19,161
2026	19,149
2027	19,107
2028	19,017

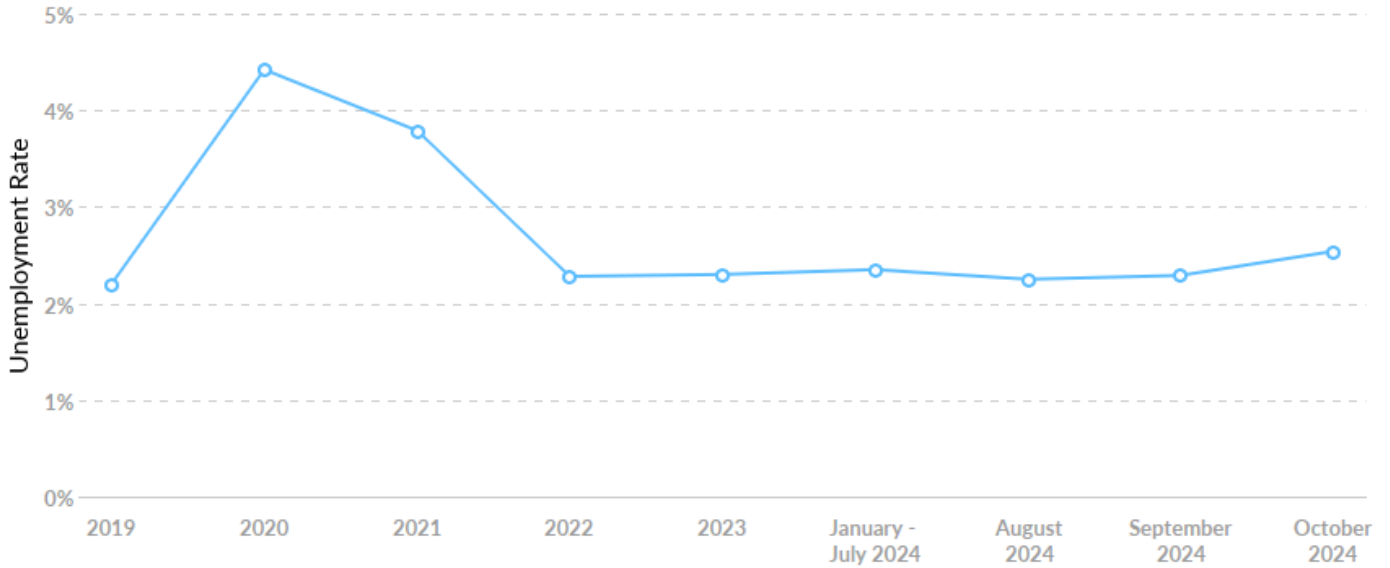
Labor Force Participation Rate Trends



Timeframe	Labor Force Participation Rate
2019	65.45%
2020	62.54%
2021	62.15%
2022	61.00%
2023	60.90%
January - July 2024	61.08%
August 2024	63.24%
September 2024	62.98%
October 2024	63.05%

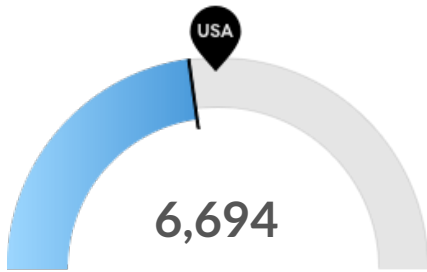
Unemployment Rate Trends

Sagadahoc County, ME had an October 2024 unemployment rate of 2.54%, **increasing from 2.20%** 5 years before.



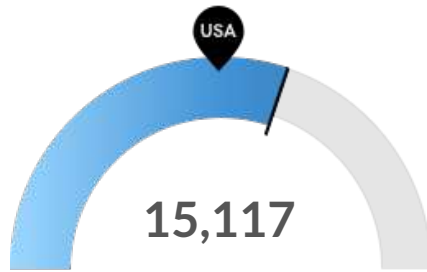
Timeframe	Unemployment Rate
2019	2.20%
2020	4.42%
2021	3.79%
2022	2.28%
2023	2.30%
January - July 2024	2.35%
August 2024	2.25%
September 2024	2.29%
October 2024	2.54%

Population Characteristics



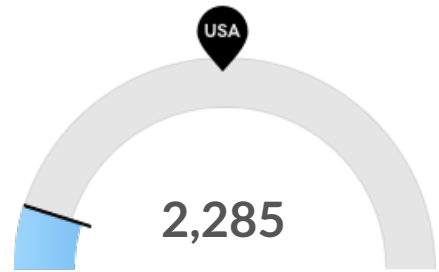
Millennials

Sagadahoc County, ME has 6,694 millennials (ages 25-39). The national average for an area this size is 7,622.



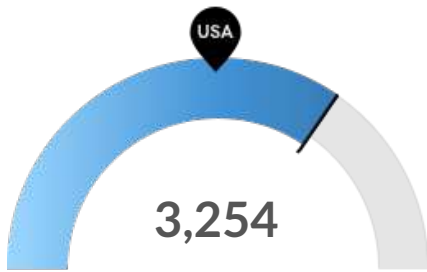
Retiring Soon

Retirement risk is high in Sagadahoc County, ME. The national average for an area this size is 11,324 people 55 or older, while there are 15,117 here.



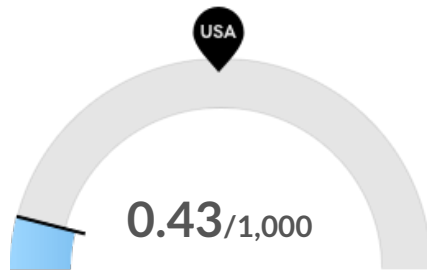
Racial Diversity

Racial diversity is low in Sagadahoc County, ME. The national average for an area this size is 15,623 racially diverse people, while there are 2,285 here.



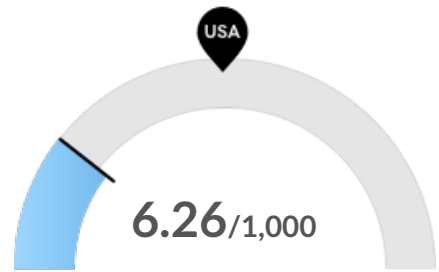
Veterans

Sagadahoc County, ME has 3,254 veterans. The national average for an area this size is 1,911.



Violent Crime

Sagadahoc County, ME has 0.43 violent crimes per 1,000 people. The national rate is 3.6 per 1,000 people.



Property Crime

Sagadahoc County, ME has 6.26 property crimes per 1,000 people. The national rate is 18.22 per 1,000 people.

Place of Work vs Place of Residence

Understanding where talent in Sagadahoc County, ME currently works compared to where talent lives can help you optimize site decisions.



Where Talent Works

County	Name	2023 Employment
23023	Sagadahoc County, ME	19,083

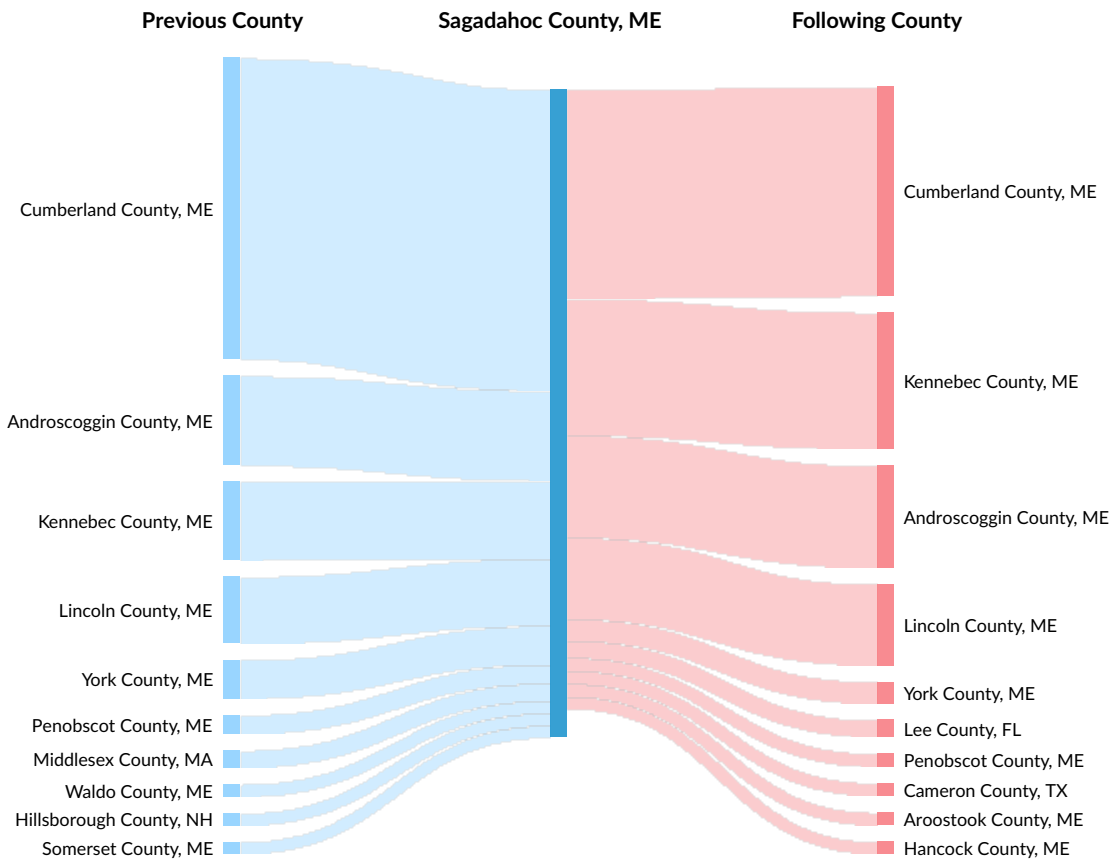
Where Talent Lives

County	Name	2023 Workers
23023	Sagadahoc County, ME	21,617

Inbound and Outbound Migration

The table below analyzes past and current residents of Sagadahoc County, ME. The left column shows residents of other counties migrating to Sagadahoc County, ME. The right column shows residents migrating from Sagadahoc County, ME to other counties.

As of 2022, **594** people have migrated from Cumberland County, ME to Sagadahoc County, ME. In the same year, **413** people left Sagadahoc County, ME migrating to Cumberland County, ME. The total Net Migration for Sagadahoc County, ME in 2022 was **177**.



Top Previous Counties	Migrations
Cumberland County, ME	594
Androscoggin County, ME	177
Kennebec County, ME	154
Lincoln County, ME	132
York County, ME	76

Top Previous Counties	Migrations
Penobscot County, ME	37
Middlesex County, MA	34
Waldo County, ME	25
Hillsborough County, NH	24
Somerset County, ME	24
Suffolk County, MA	18
Hancock County, ME	18
Clay County, FL	14
Oxford County, ME	13
Knox County, ME	12
Top Following Counties	Migrations
Cumberland County, ME	413
Kennebec County, ME	270
Androscoggin County, ME	201
Lincoln County, ME	161
York County, ME	43
Lee County, FL	34
Penobscot County, ME	26
Cameron County, TX	25
Aroostook County, ME	25
Hancock County, ME	24
Somerset County, ME	24
Hillsborough County, NH	22
Norfolk City County, VA	21
Clark County, WA	21

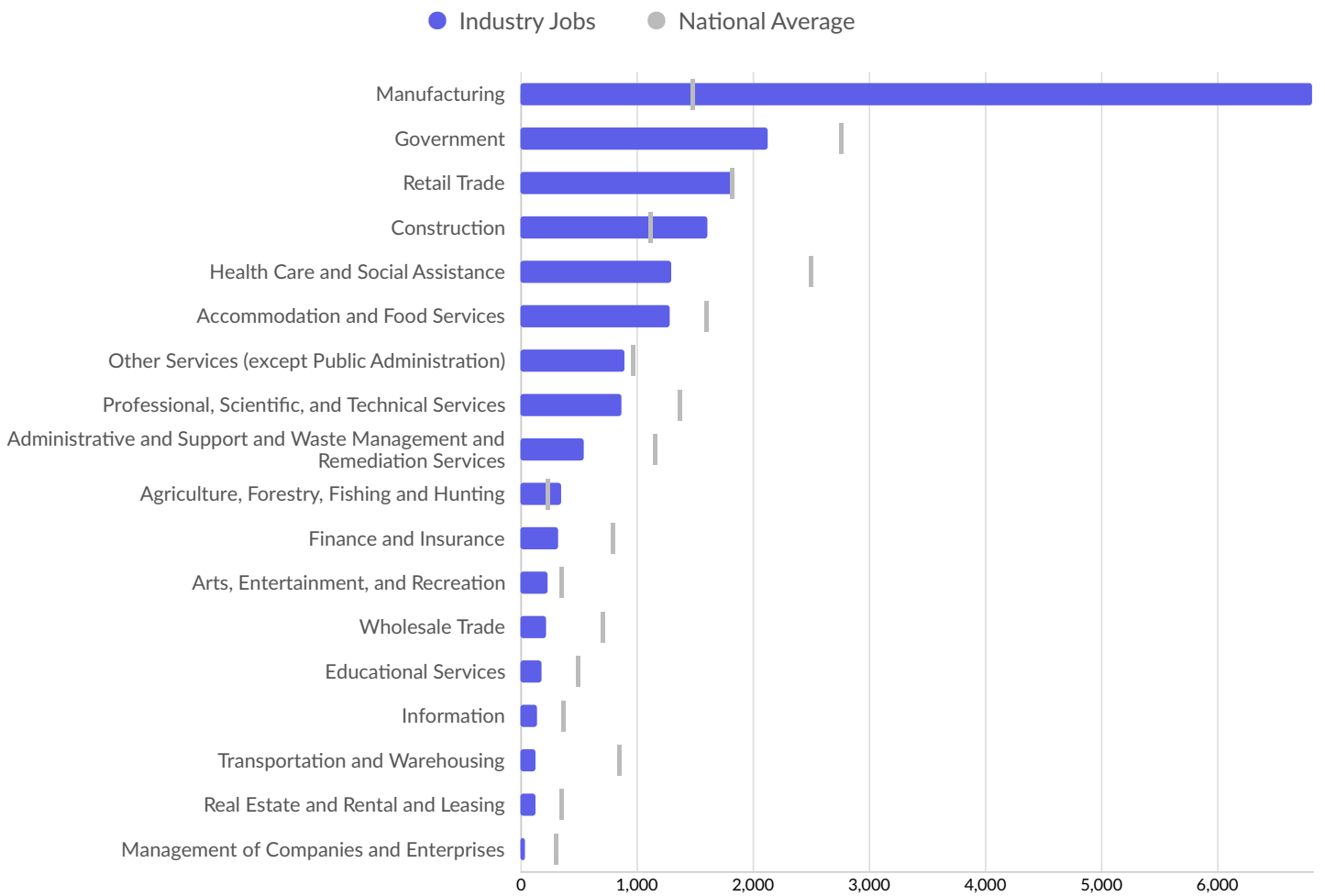
Top Following Counties**Migrations**

Waldo County, ME

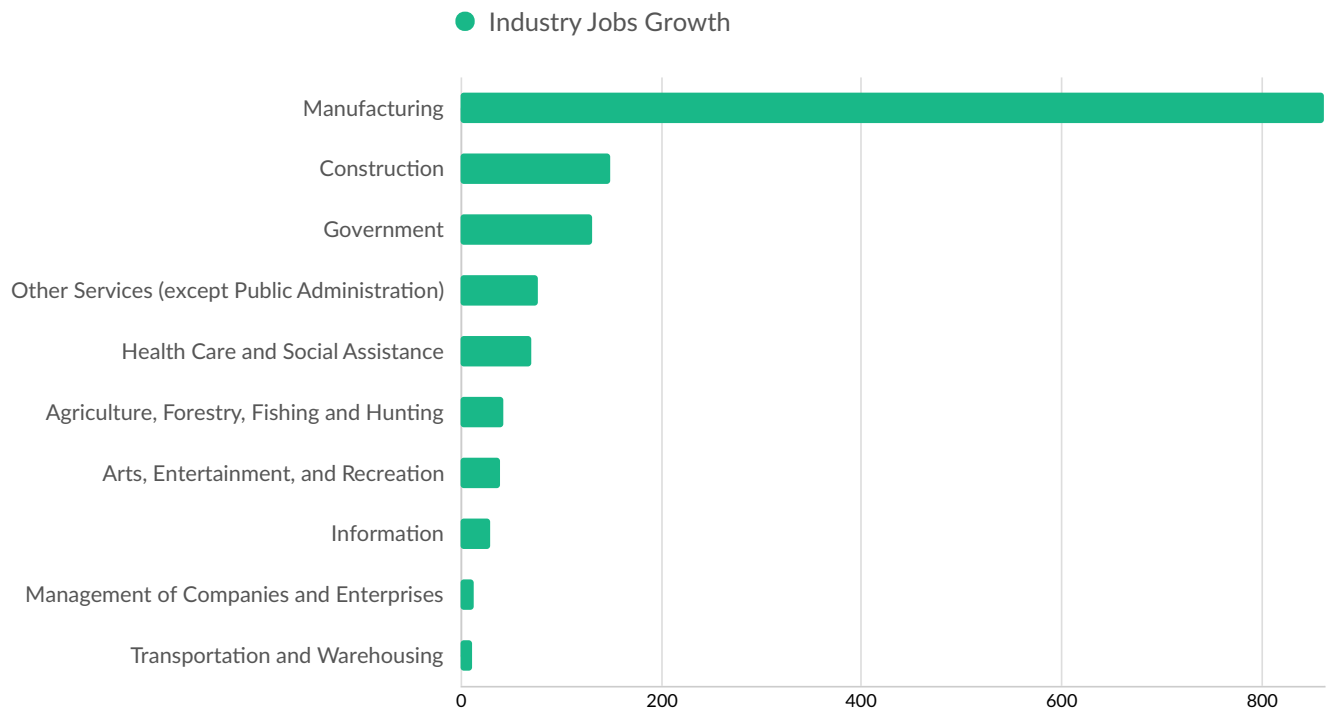
21

Industry Characteristics

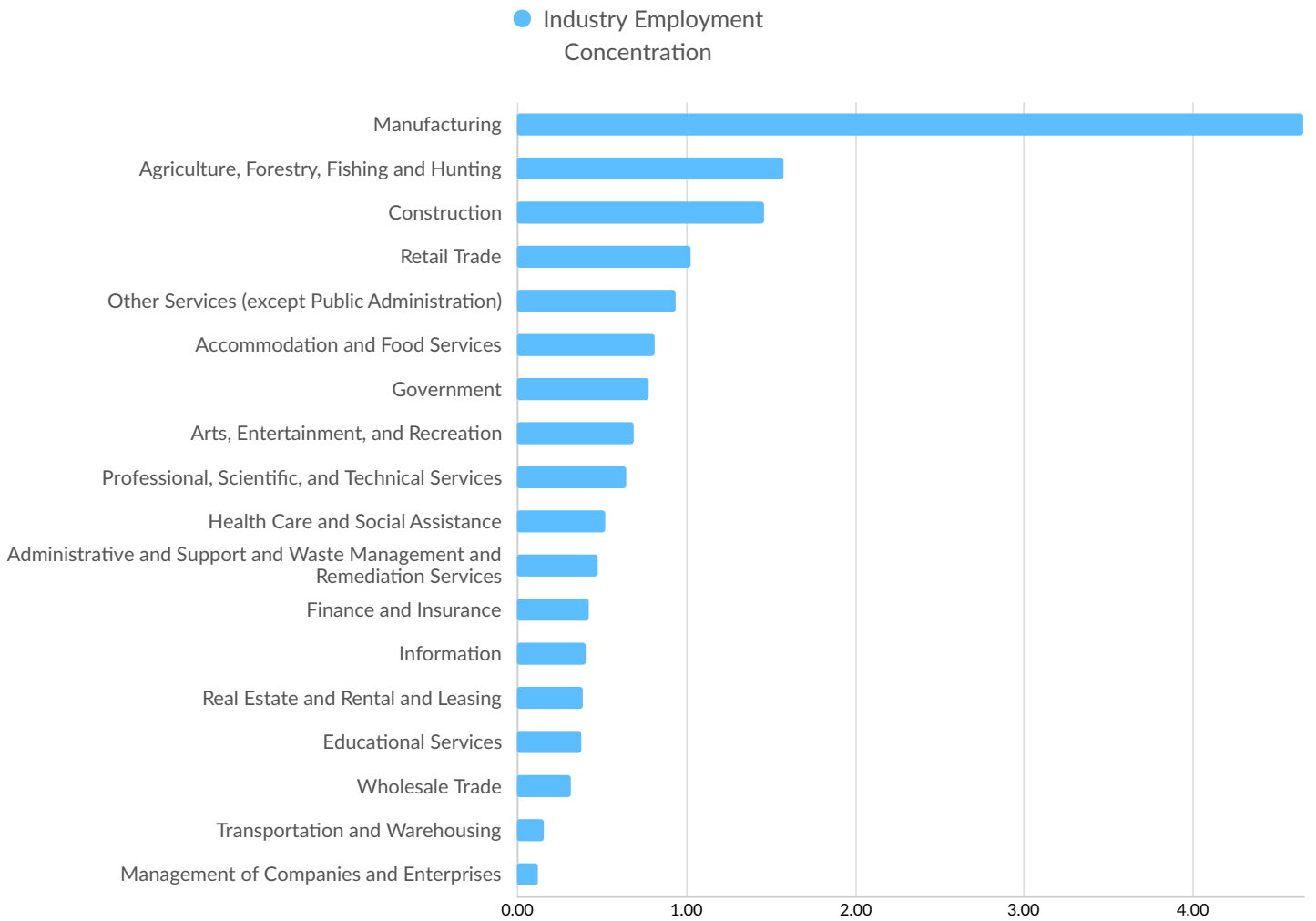
Largest Industries



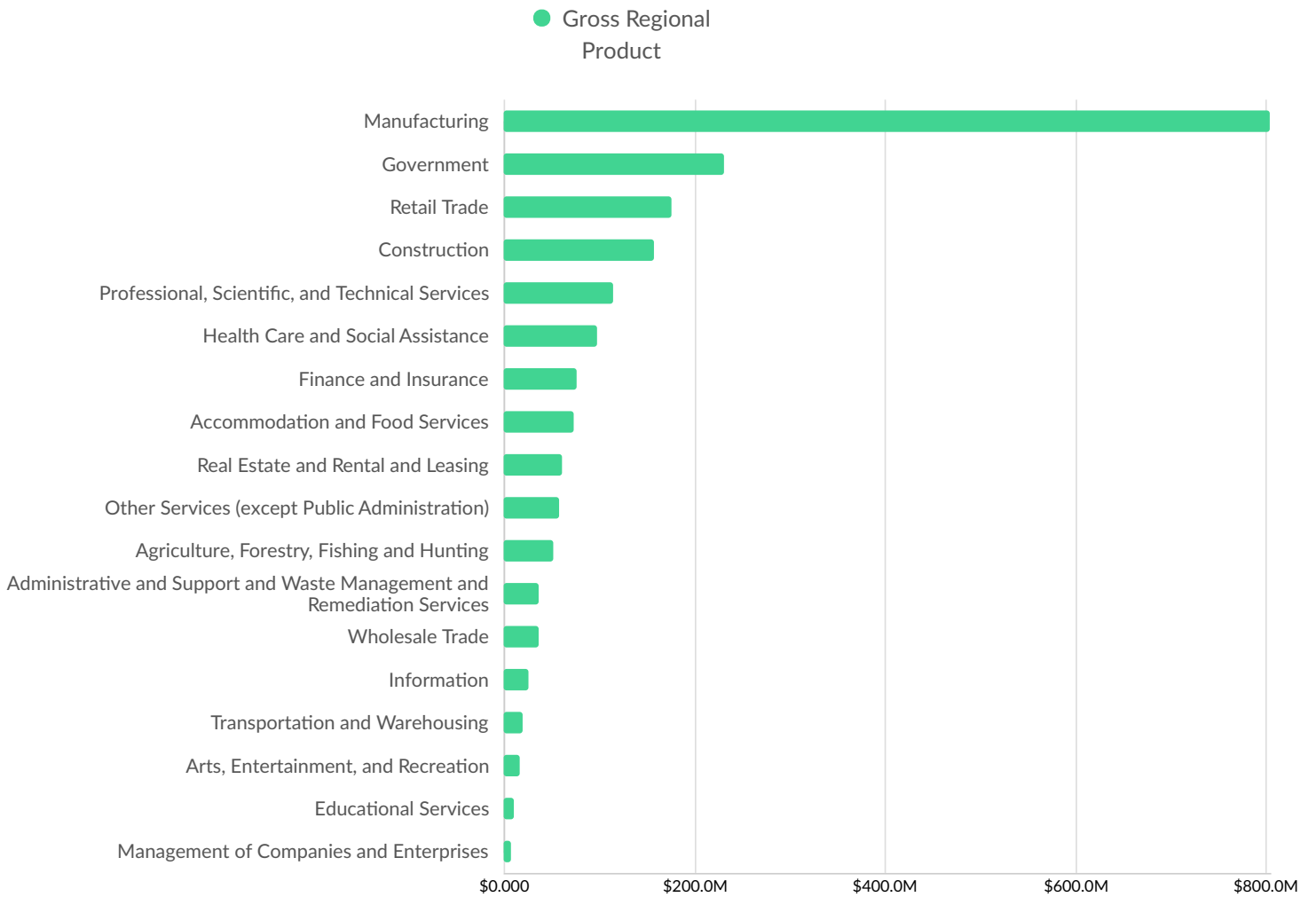
Top Growing Industries



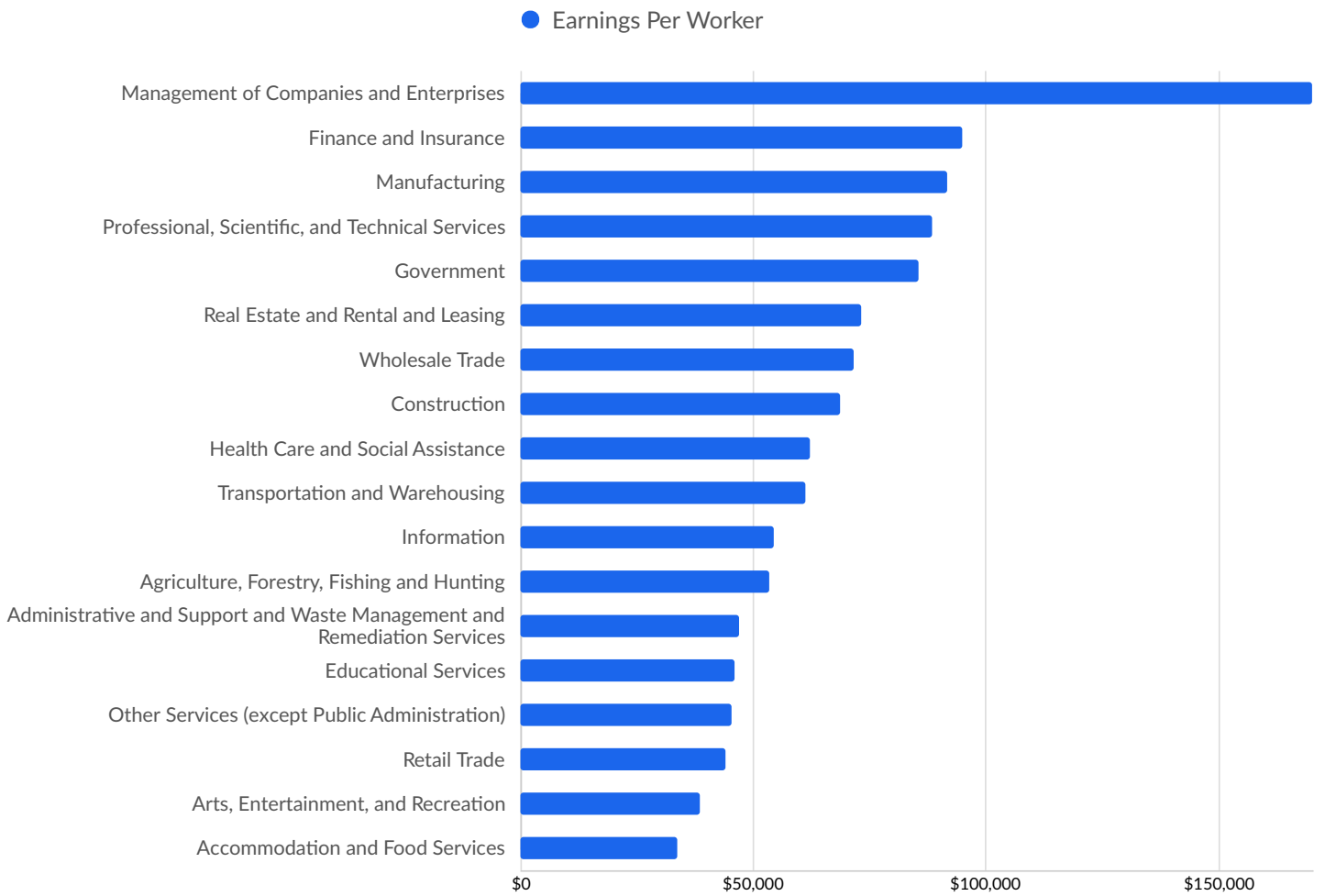
Top Industry Employment Concentration



Top Industry GRP























Top Industry Earnings



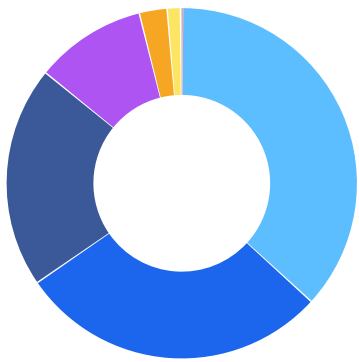
Business Characteristics

4,665 Companies Employ Your Workers

Online profiles for your workers mention 4,665 companies as employers, with the top 10 appearing below. In the last 12 months, 316 companies in Sagadahoc County, ME posted job postings, with the top 10 appearing below.

Top Companies	Profiles	Top Companies Posting	Unique Postings
Bath Iron Works	493 	Bath Iron Works	250 
L.L. Bean	164 	General Dynamics	145 
MaineHealth	103 	Hannaford Brothers Company	60 
Bowdoin College	98 	Vip Tires & Service	54 
Maine Medical Center	75 	Avera Health	48 
State Of Maine	75 	Amergis	46 
United States Navy	72 	The Home Depot	41 
General Dynamics	65 	Performance Food Group	38 
Hyde School	54 	Andronico's Community Markets	37 
Hannaford Brothers Company	39 	Albertsons	36 

Business Size

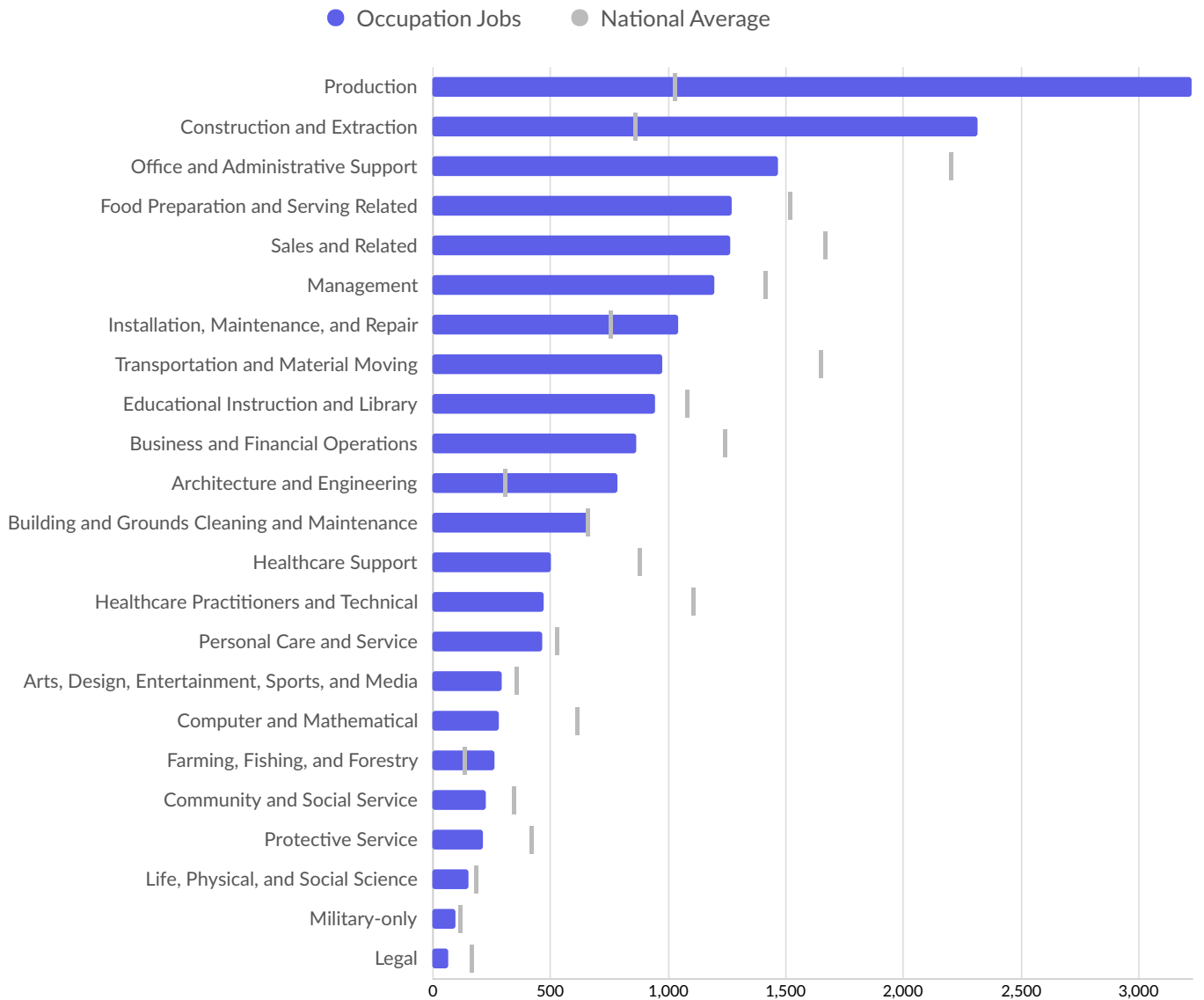


	Percentage	Business Count
● 1 to 4 employees	36.7%	573
● 5 to 9 employees	28.6%	447
● 10 to 19 employees	20.4%	319
● 20 to 49 employees	10.2%	160
● 50 to 99 employees	2.6%	40
● 100 to 249 employees	1.2%	19
● 250 to 499 employees	0.1%	2
● 500+ employees	0.1%	1

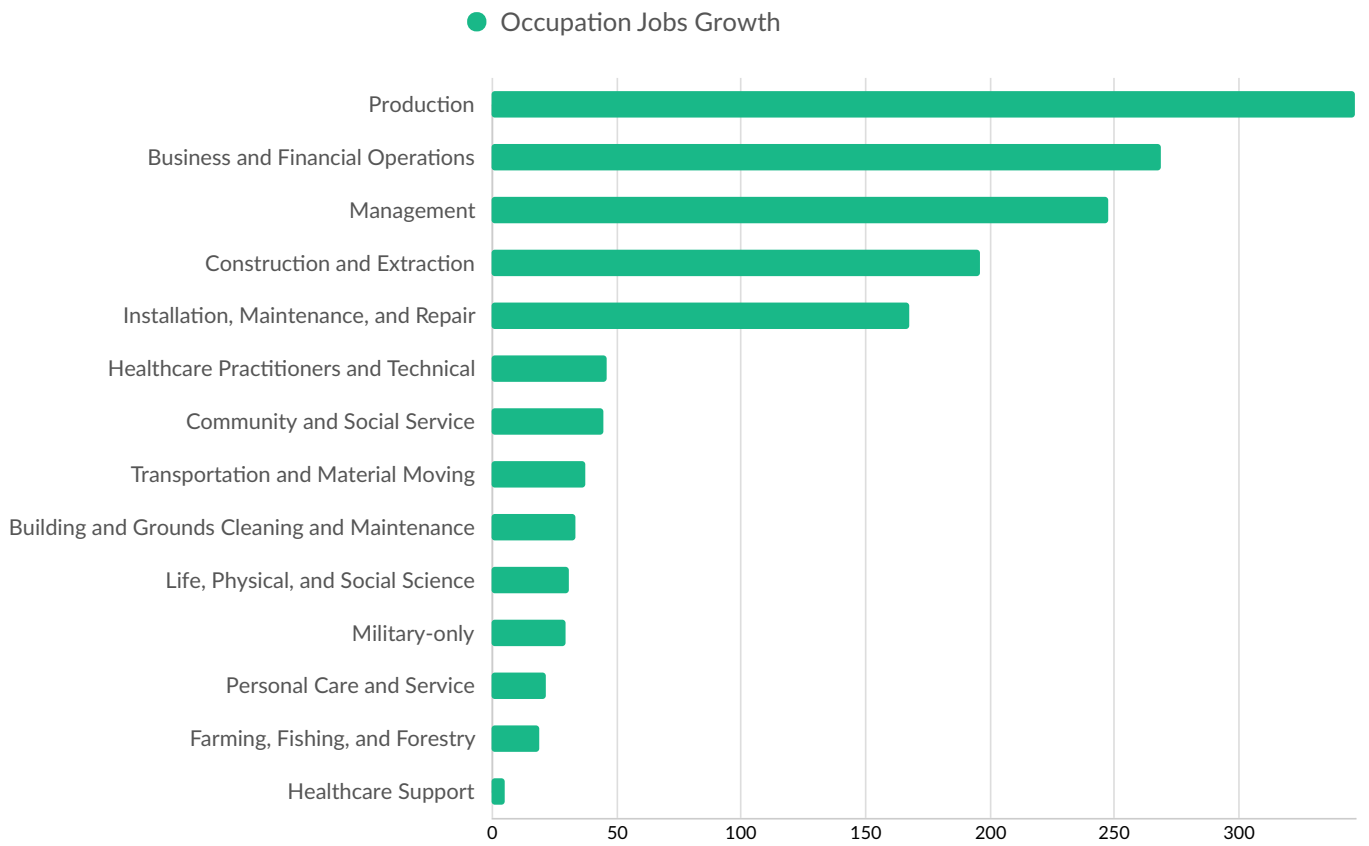
*Business Data by DatabaseUSA.com is third-party data provided by Lightcast to its customers as a convenience, and Lightcast does not endorse or warrant its accuracy or consistency with other published Lightcast data. In most cases, the Business Count will not match total companies with profiles on the summary tab.

Workforce Characteristics

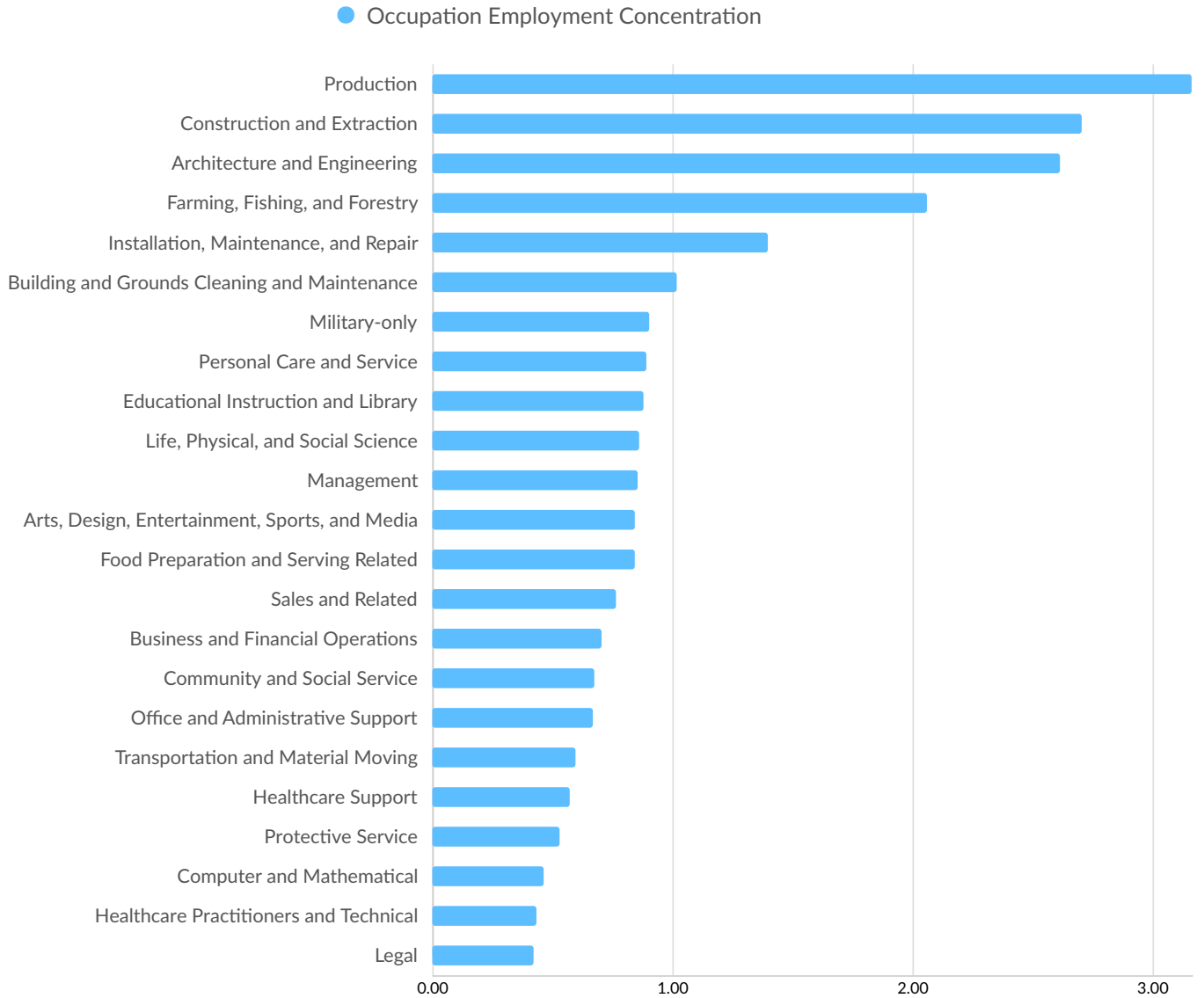
Largest Occupations



Top Growing Occupations



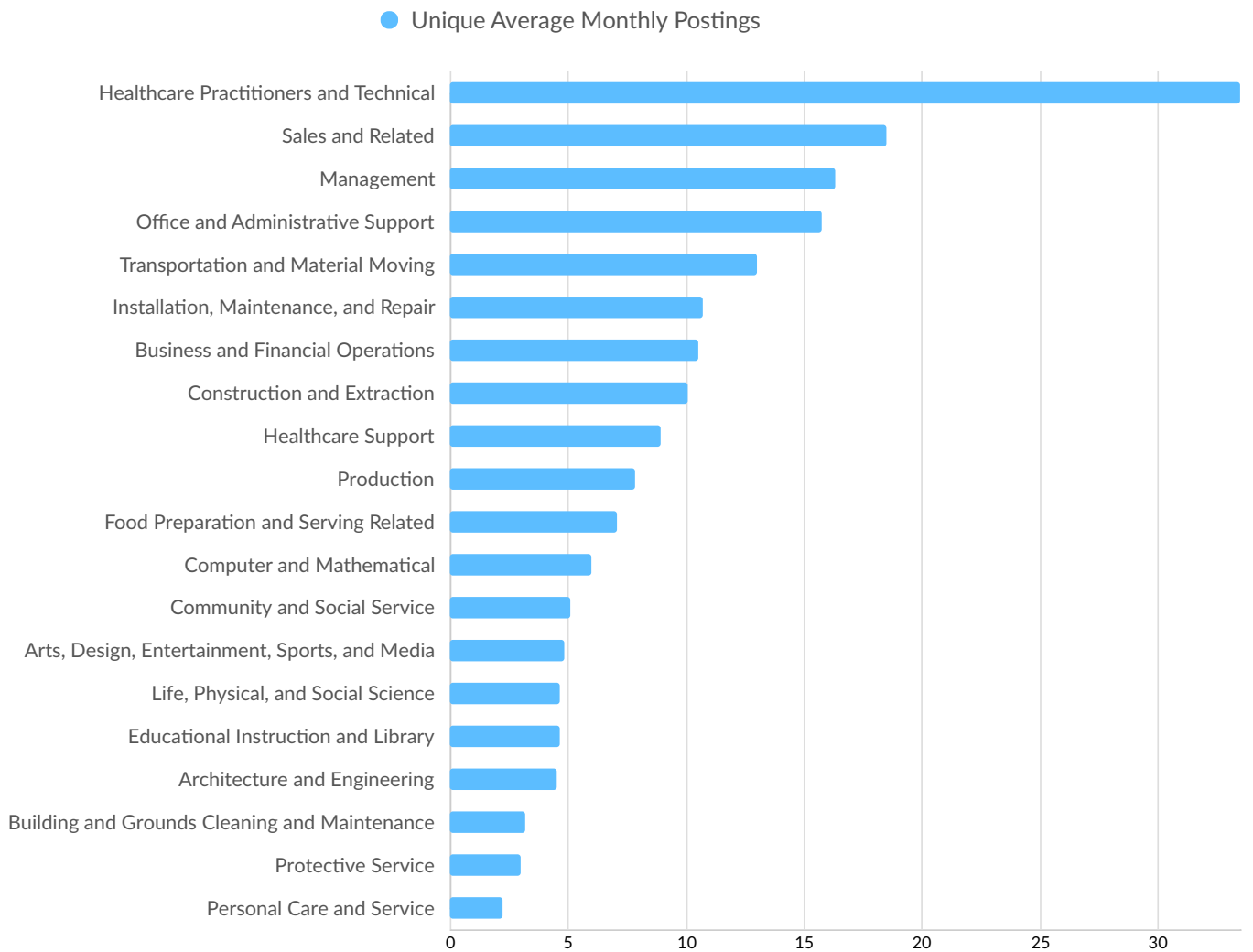
Top Occupation Employment Concentration



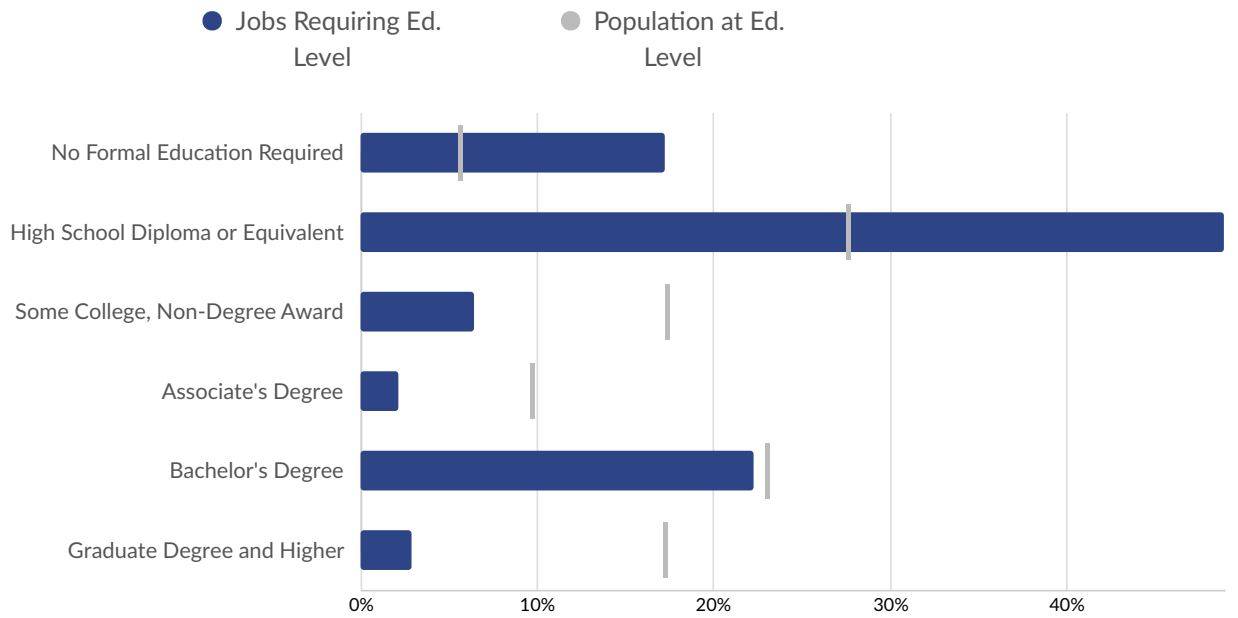
Top Occupation Earnings



Top Posted Occupations



Underemployment



Educational Pipeline

Over the last 5 years, no schools in Sagadahoc County, ME produced graduates.

In-Demand Skills

