



# Lincoln County, ME

Coastal Counties Workforce, Inc.



14 Maine St  
Suite 203A  
Brunswick, Maine 04011

# Contents

Report Parameters .....	1
Economy Overview .....	2
Unemployment by Demographics .....	4
Historic & Projected Trends .....	8
Population Characteristics .....	12
Inbound and Outbound Migration .....	14
Industry Characteristics .....	16
Business Characteristics .....	21
Workforce Characteristics .....	23
Educational Pipeline .....	29
In-Demand Skills .....	30

## Report Parameters

### 1 County

23015 Lincoln County, ME

---

### Class of Worker

QCEW Employees, Non-QCEW Employees, and Self-Employed

The information in this report pertains to the chosen geographical area.

## Economy Overview

**36,507**

**Population (2023)**

Population **grew by 2,111** over the last 5 years and is projected to **grow by 1,947** over the next 5 years.

**14,756**

**Total Regional Employment**

Jobs **grew by 355** over the last 5 years and are projected to **grow by 150** over the next 5 years.

**\$69.6K**

**Median Household Income (2022)**

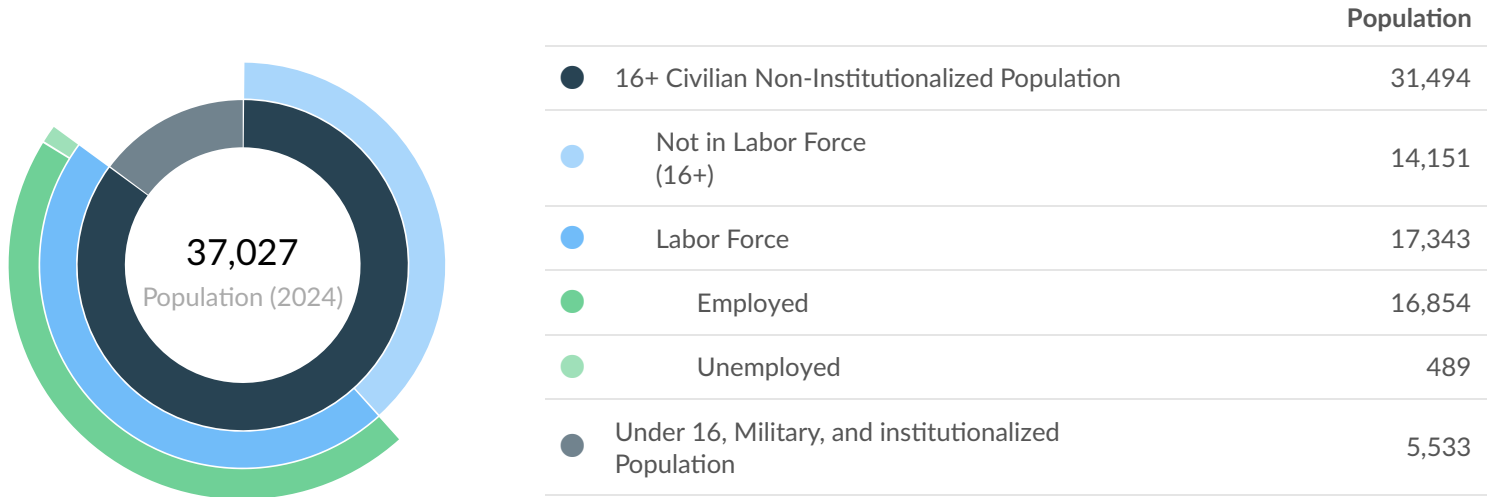
Median household income is **\$5.5K below** the national median household income of \$75.1K.

### Takeaways

- As of 2023 the region's population **increased by 6.1%** since 2018, growing by 2,111. Population is expected to **increase by 5.3%** between 2023 and 2028, adding 1,947.
- From 2018 to 2023, jobs **increased by 2.5%** in Lincoln County, ME from 14,400 to **14,756**. This change **fell short of the national growth rate of 4.5% by 2.0%**. As the number of jobs increased, the **labor force participation rate decreased from 55.9% to 52.6% between 2018 and 2023**.
- Concerning educational attainment, **24.5% of Lincoln County, ME residents possess a Bachelor's Degree** (3.4% above the national average), and **8.3% hold an Associate's Degree** (0.5% below the national average).
- The top three industries in 2023 are Restaurants and Other Eating Places, Education and Hospitals (Local Government), and Grocery Stores.

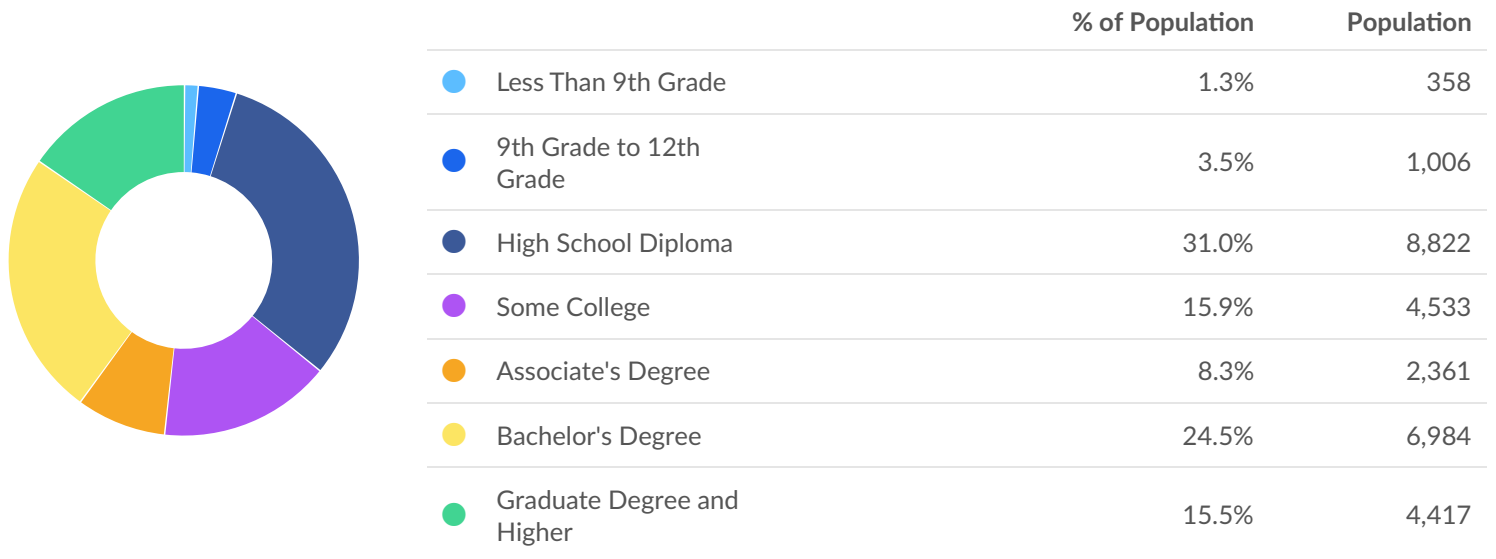
	Population (2024)	Labor Force (Oct 2024)	Jobs (2023)	Cost of Living	GRP	Imports	Exports
Region	37,027	17,343	14,756	120.1	\$1.69B	\$2.41B	\$1.47B
State	1,409,443	710,009	736,992	116.8	\$91.83B	\$91.74B	\$102.69B

## Oct 2024 Labor Force Breakdown



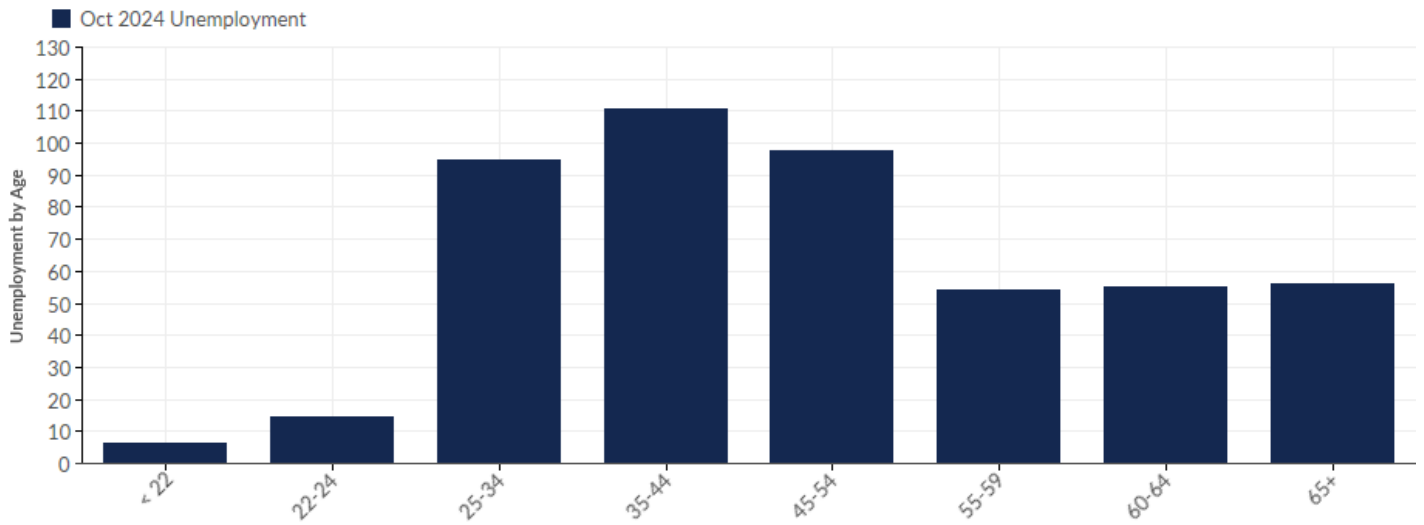
## Educational Attainment

Concerning educational attainment, **24.5% of Lincoln County, ME residents possess a Bachelor's Degree** (3.4% above the national average), and **8.3% hold an Associate's Degree** (0.5% below the national average).



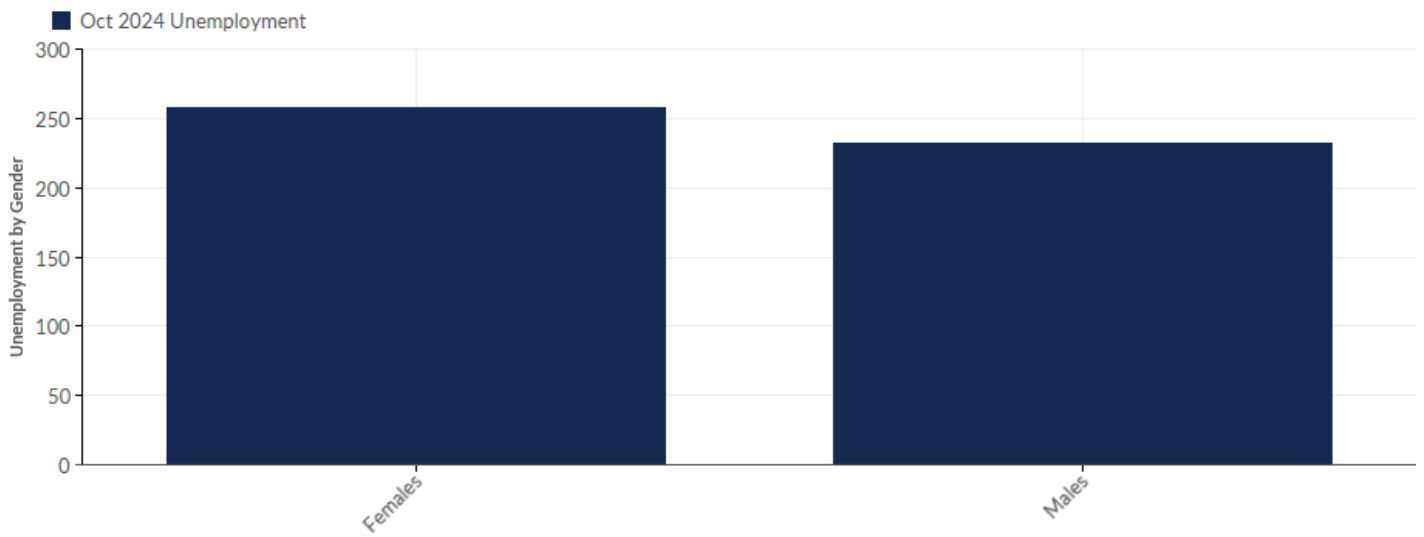
# Unemployment by Demographics

## Unemployment by Age



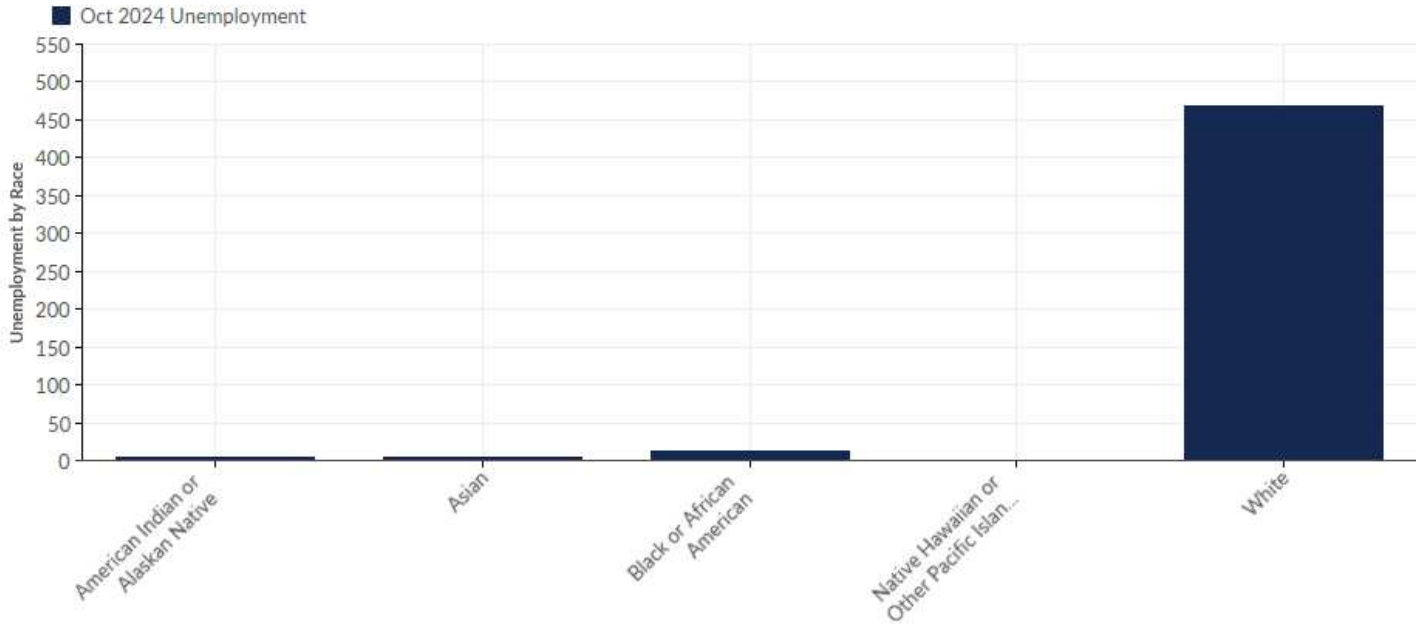
Age	Unemployment (Oct 2024)	% of Unemployed
< 22	6	1.23%
22-24	14	2.86%
25-34	95	19.43%
35-44	111	22.70%
45-54	97	19.84%
55-59	54	11.04%
60-64	55	11.25%
65+	56	11.45%
Total	489	100.00%

## Unemployment by Gender



Gender	Unemployment (Oct 2024)	% of Unemployed
Females	257	52.56%
Males	232	47.44%
Total	489	100.00%

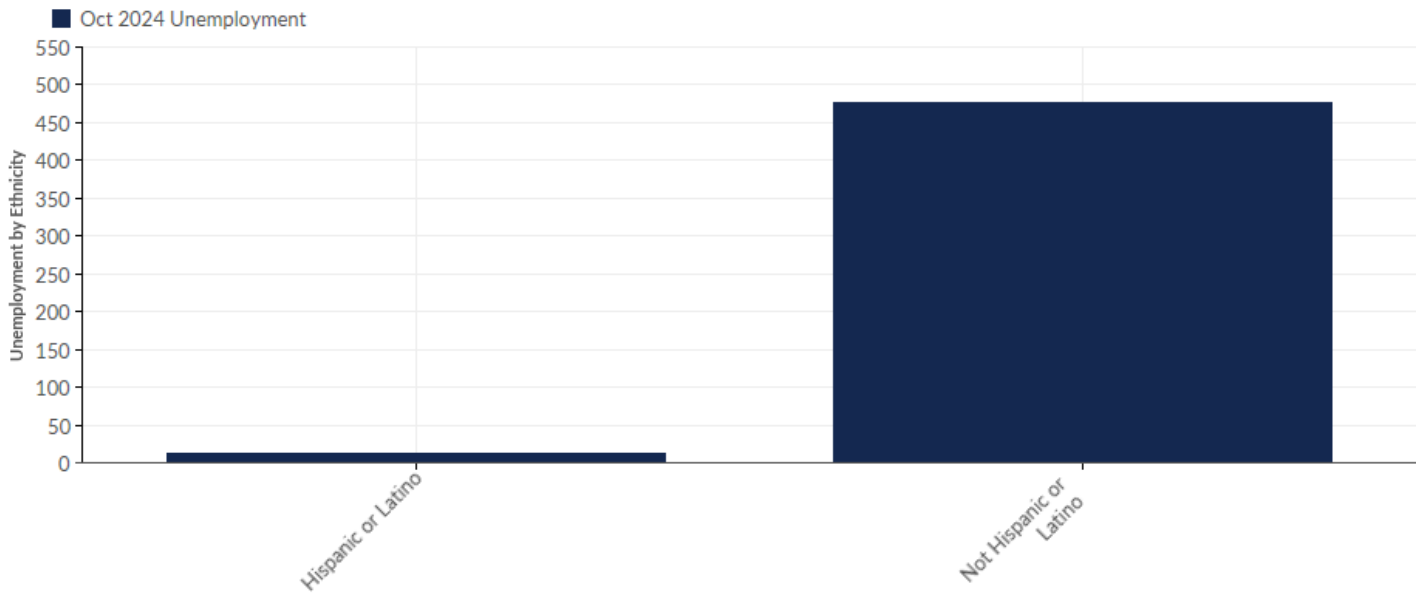
## Unemployment by Race



Race	Unemployment (Oct 2024)	% of Unemployed
American Indian or Alaskan Native	4	0.82%
Asian	3	0.61%
Black or African American	12	2.45%
Native Hawaiian or Other Pacific Islander	1	0.20%
White	469	95.91%
<b>Total</b>	<b>489</b>	<b>100.00%</b>



## Unemployment by Ethnicity

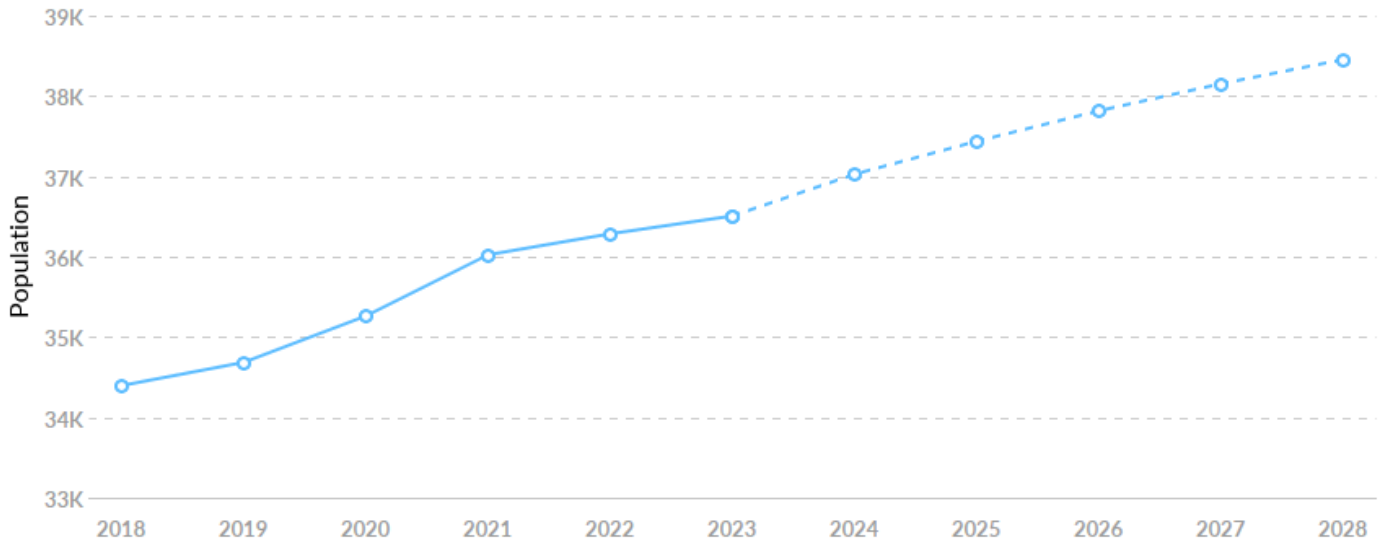


Ethnicity	Unemployment (Oct 2024)	% of Unemployed
Hispanic or Latino	13	2.66%
Not Hispanic or Latino	476	97.34%
Total	489	100.00%

# Historic & Projected Trends

## Population Trends

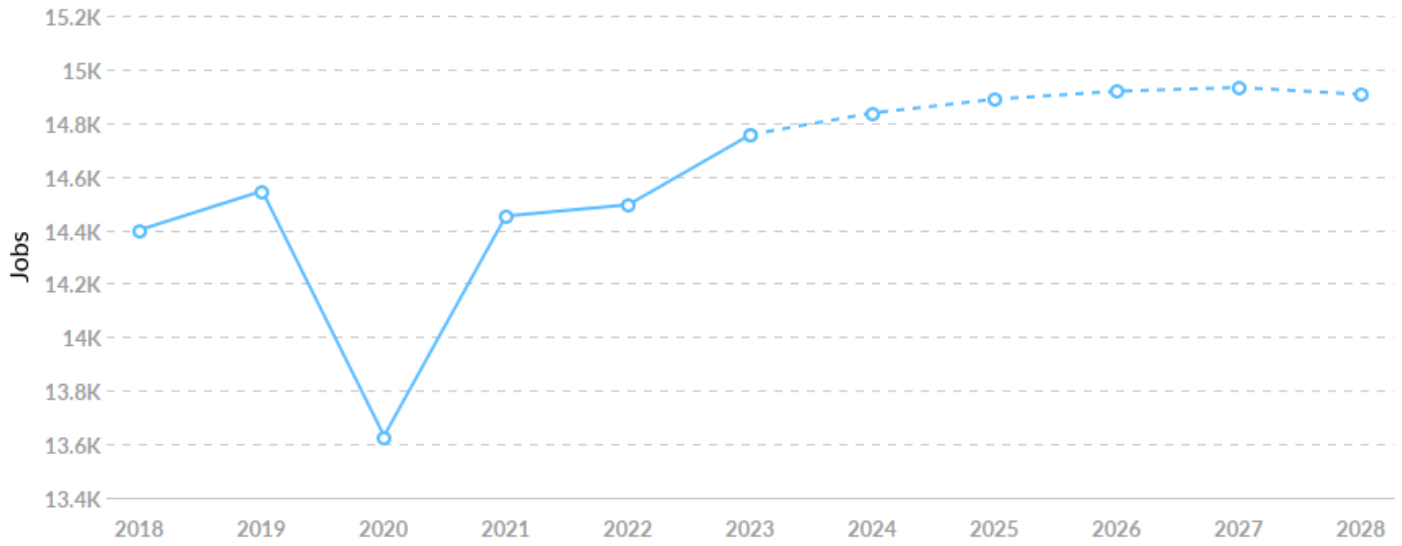
As of 2023 the region's population increased by 6.1% since 2018, growing by 2,111. Population is expected to increase by 5.3% between 2023 and 2028, adding 1,947.



Timeframe	Population
2018	34,396
2019	34,685
2020	35,263
2021	36,024
2022	36,285
2023	36,507
2024	37,027
2025	37,437
2026	37,816
2027	38,153
2028	38,454

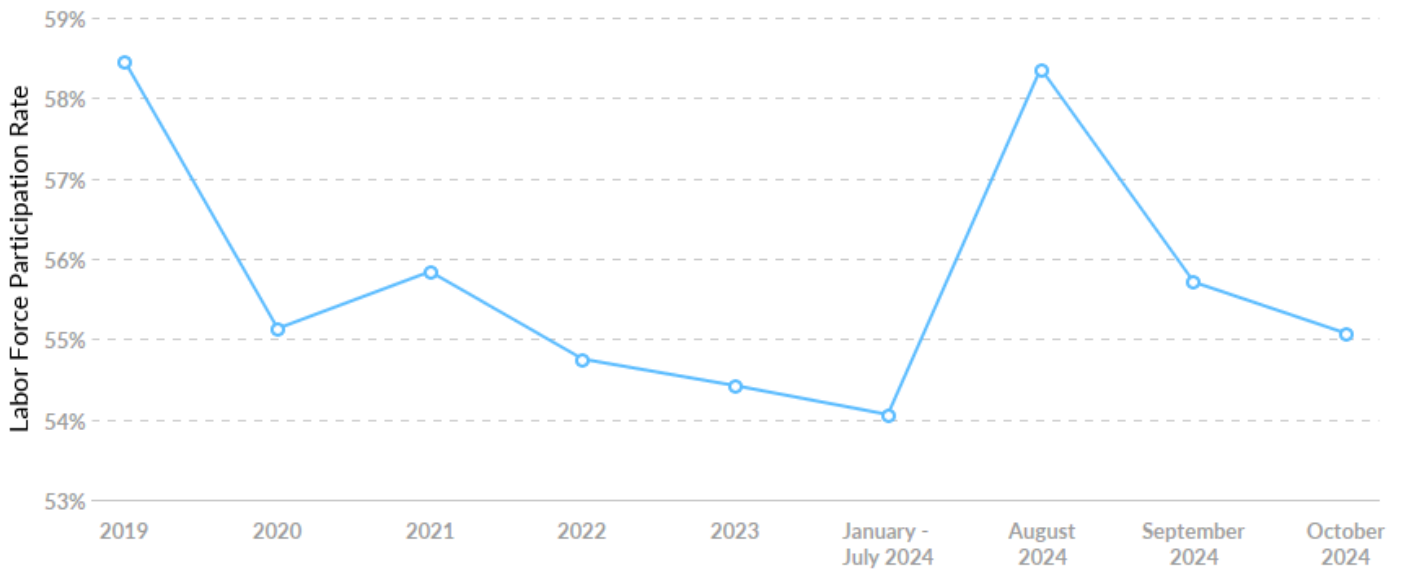
## Job Trends

From 2018 to 2023, jobs increased by 2.5% in Lincoln County, ME from 14,400 to 14,756. This change fell short of the national growth rate of 4.5% by 2.0%.



Timeframe	Jobs
2018	14,400
2019	14,545
2020	13,628
2021	14,452
2022	14,494
2023	14,756
2024	14,837
2025	14,888
2026	14,918
2027	14,932
2028	14,906

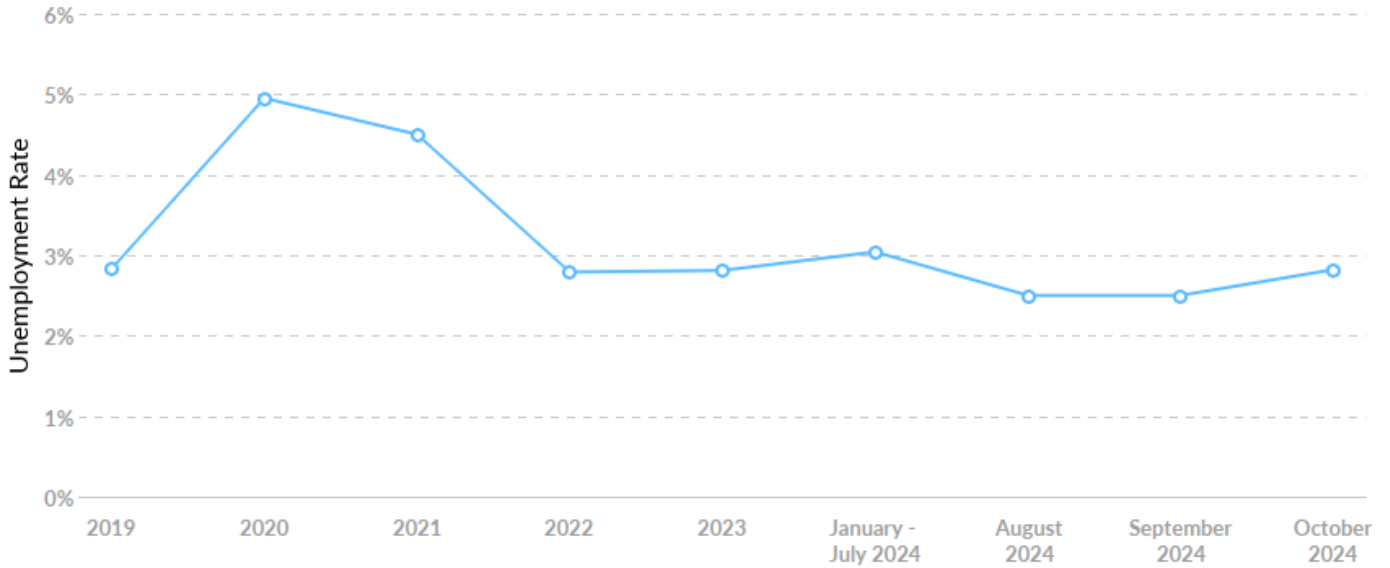
## Labor Force Participation Rate Trends



Timeframe	Labor Force Participation Rate
2019	58.45%
2020	55.13%
2021	55.84%
2022	54.75%
2023	54.42%
January - July 2024	54.06%
August 2024	58.36%
September 2024	55.71%
October 2024	55.07%

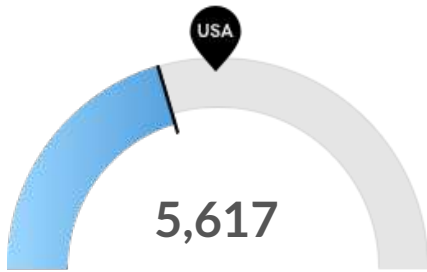
## Unemployment Rate Trends

Lincoln County, ME had an October 2024 unemployment rate of 2.82%, decreasing from 2.83% 5 years before.



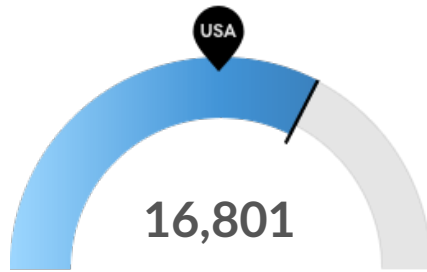
Timeframe	Unemployment Rate
2019	2.83%
2020	4.95%
2021	4.50%
2022	2.79%
2023	2.81%
January - July 2024	3.04%
August 2024	2.50%
September 2024	2.50%
October 2024	2.82%

## Population Characteristics



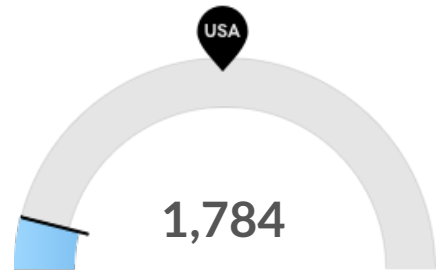
**Millennials**

Lincoln County, ME has 5,617 millennials (ages 25-39). The national average for an area this size is 7,418.



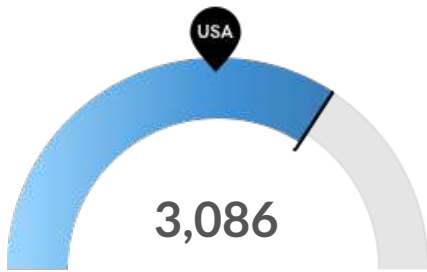
**Retiring Soon**

Retirement risk is high in Lincoln County, ME. The national average for an area this size is 11,021 people 55 or older, while there are 16,801 here.



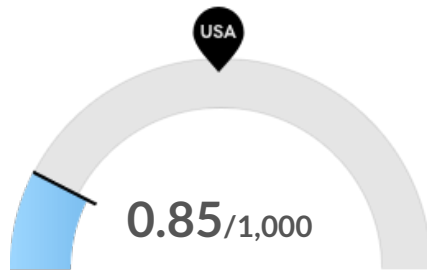
**Racial Diversity**

Racial diversity is low in Lincoln County, ME. The national average for an area this size is 15,204 racially diverse people, while there are 1,784 here.



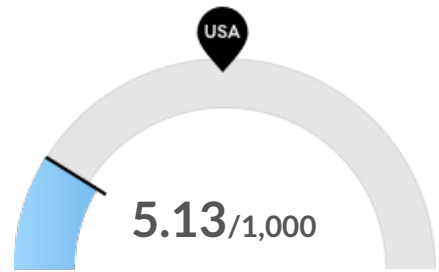
**Veterans**

Lincoln County, ME has 3,086 veterans. The national average for an area this size is 1,855.



**Violent Crime**

Lincoln County, ME has 0.85 violent crimes per 1,000 people. The national rate is 3.6 per 1,000 people.



**Property Crime**

Lincoln County, ME has 5.13 property crimes per 1,000 people. The national rate is 18.22 per 1,000 people.

## Place of Work vs Place of Residence

Understanding where talent in Lincoln County, ME currently works compared to where talent lives can help you optimize site decisions.



### Where Talent Works

County	Name	2023 Employment
23015	Lincoln County, ME	14,756

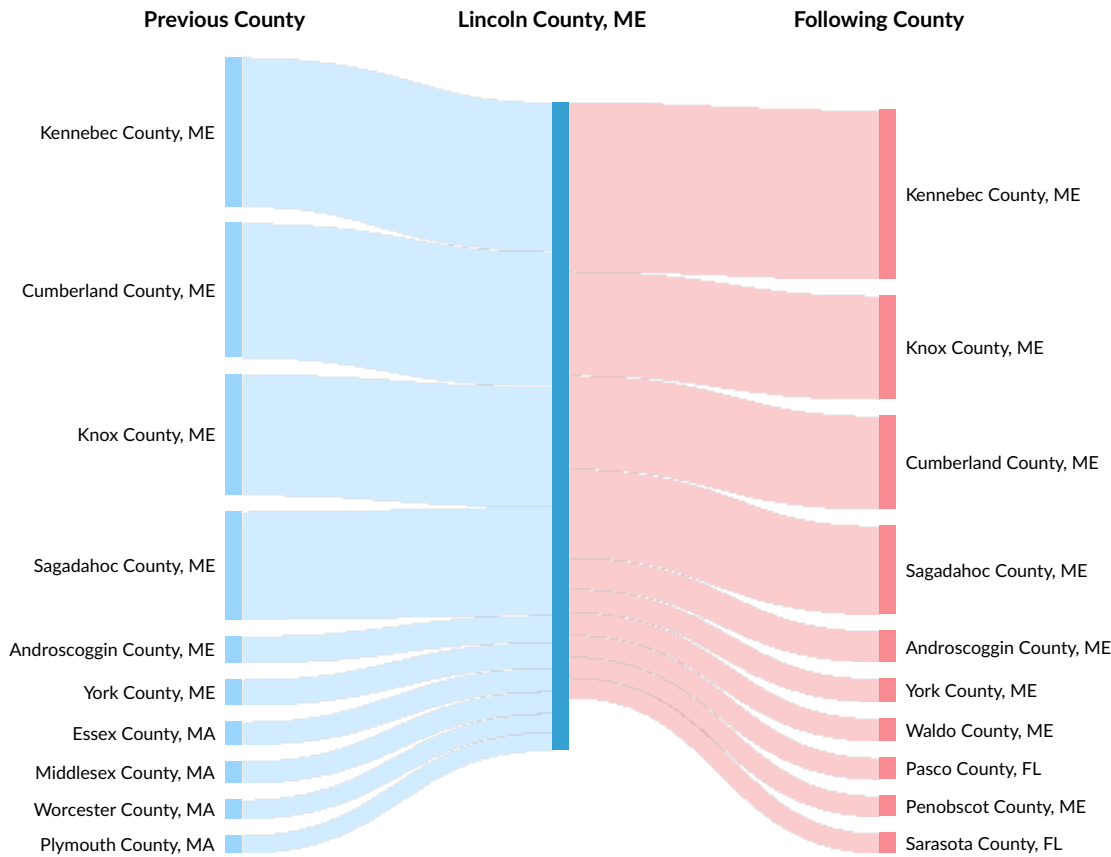
### Where Talent Lives

County	Name	2023 Workers
23015	Lincoln County, ME	18,116

# Inbound and Outbound Migration

The table below analyzes past and current residents of Lincoln County, ME. The left column shows residents of other counties migrating to Lincoln County, ME. The right column shows residents migrating from Lincoln County, ME to other counties.

As of 2022, 222 people have migrated from Kennebec County, ME to Lincoln County, ME. In the same year, 251 people left Lincoln County, ME migrating to Kennebec County, ME. The total Net Migration for Lincoln County, ME in 2022 was 319.



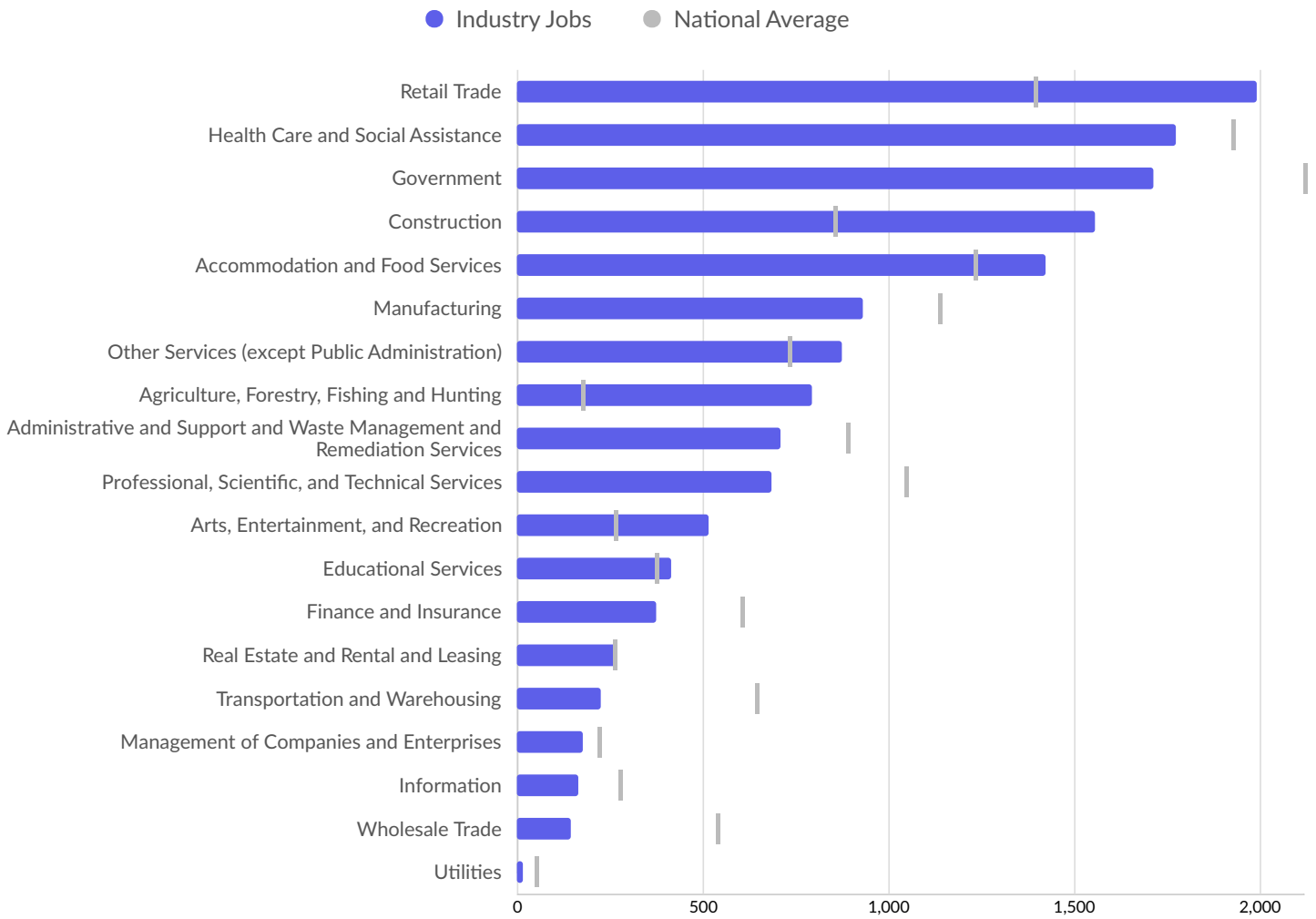
Top Previous Counties	Migrations
Kennebec County, ME	222
Cumberland County, ME	200
Knox County, ME	180
Sagadahoc County, ME	161
Androscoggin County, ME	40
York County, ME	38



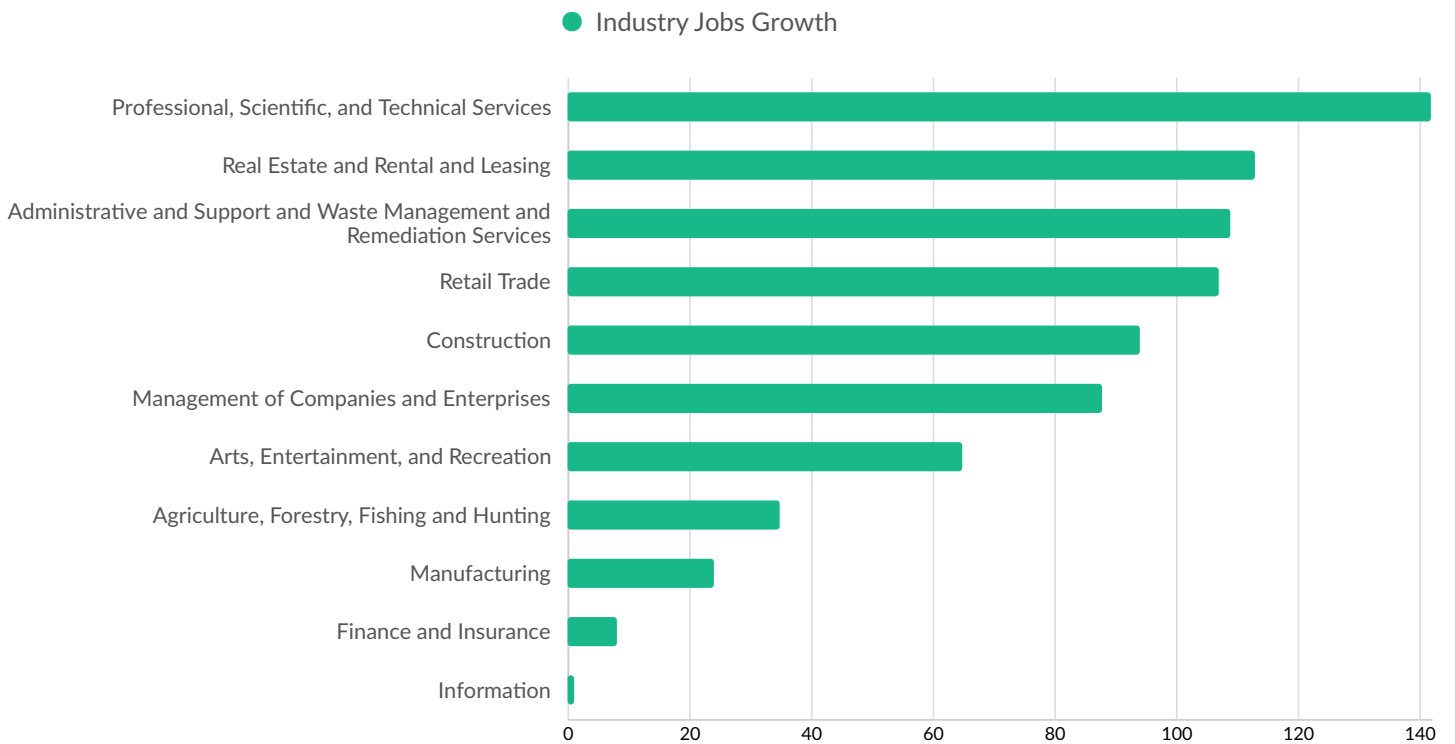
Top Previous Counties	Migrations
Essex County, MA	34
Middlesex County, MA	33
Worcester County, MA	28
Plymouth County, MA	27
Blaine County, ID	20
Franklin County, ME	18
Aroostook County, ME	17
Southeastern Connecticut Planning Region, CT	17
Riverside County, CA	16
Top Following Counties	Migrations
Kennebec County, ME	251
Knox County, ME	154
Cumberland County, ME	139
Sagadahoc County, ME	132
Androscoggin County, ME	46
York County, ME	35
Waldo County, ME	34
Pasco County, FL	33
Penobscot County, ME	31
Sarasota County, FL	30
Mecklenburg County, NC	28
Alameda County, CA	25
Cheshire County, NH	24
Somerset County, ME	23
Oxford County, ME	19

# Industry Characteristics

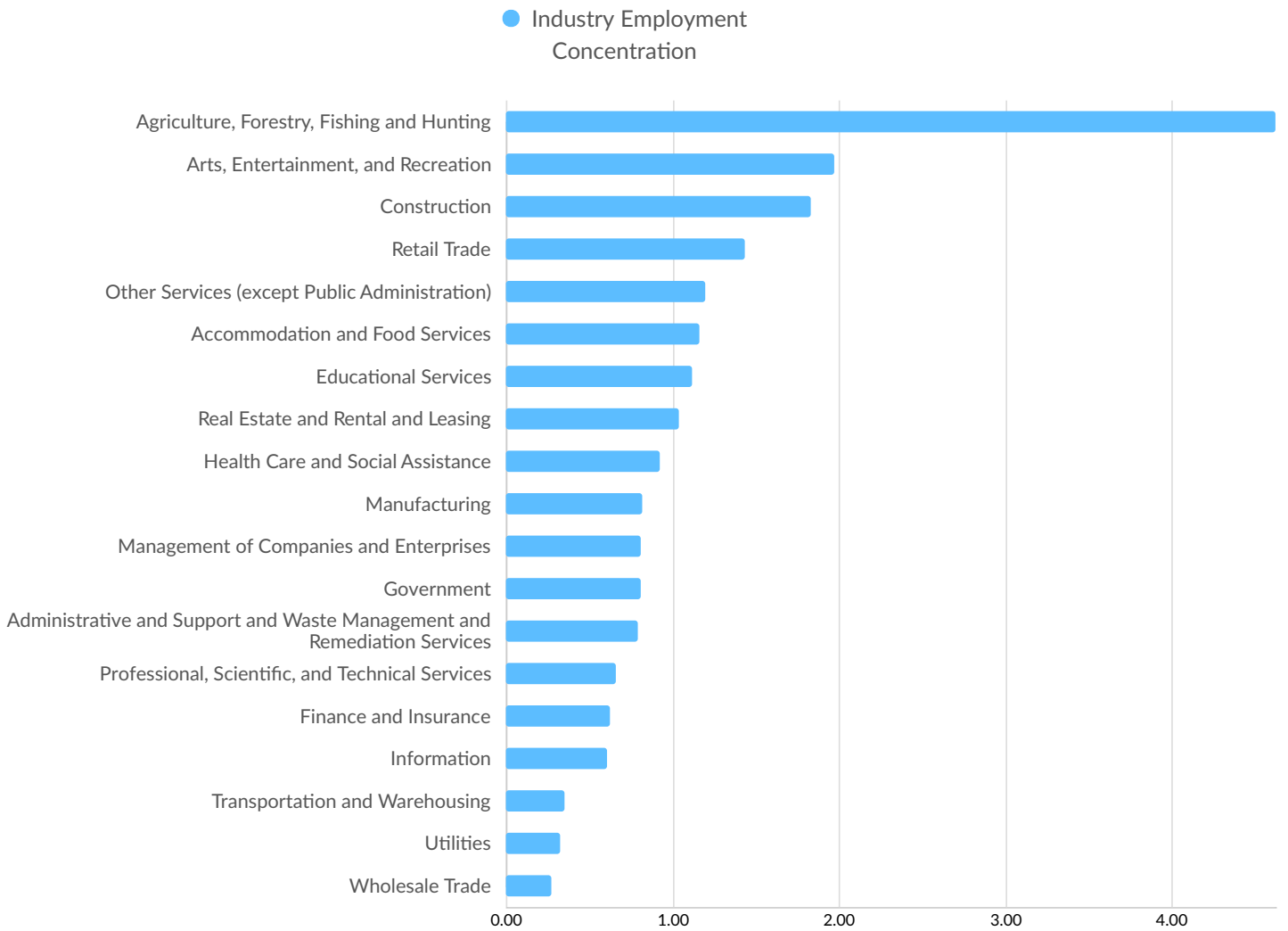
## Largest Industries



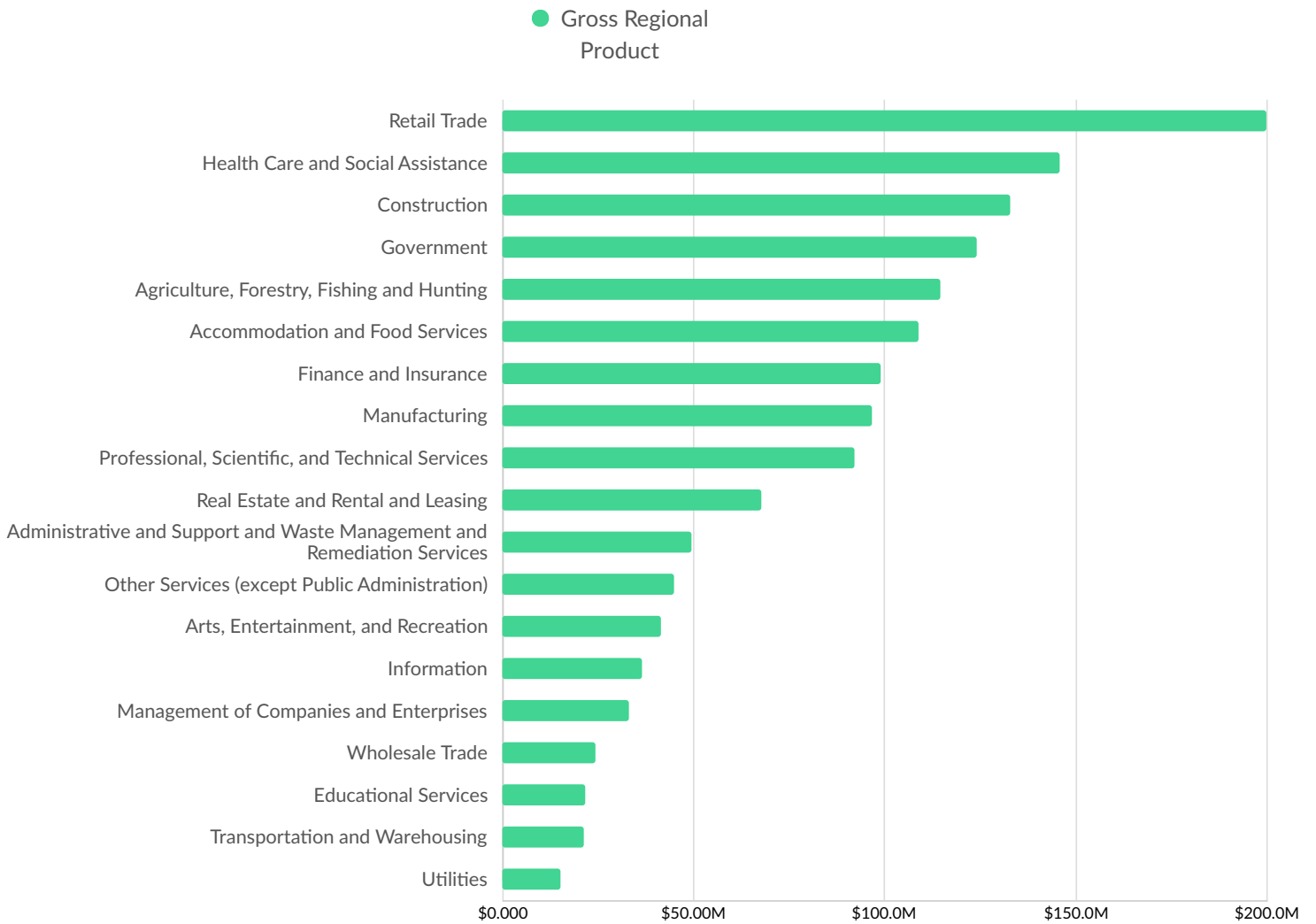
## Top Growing Industries



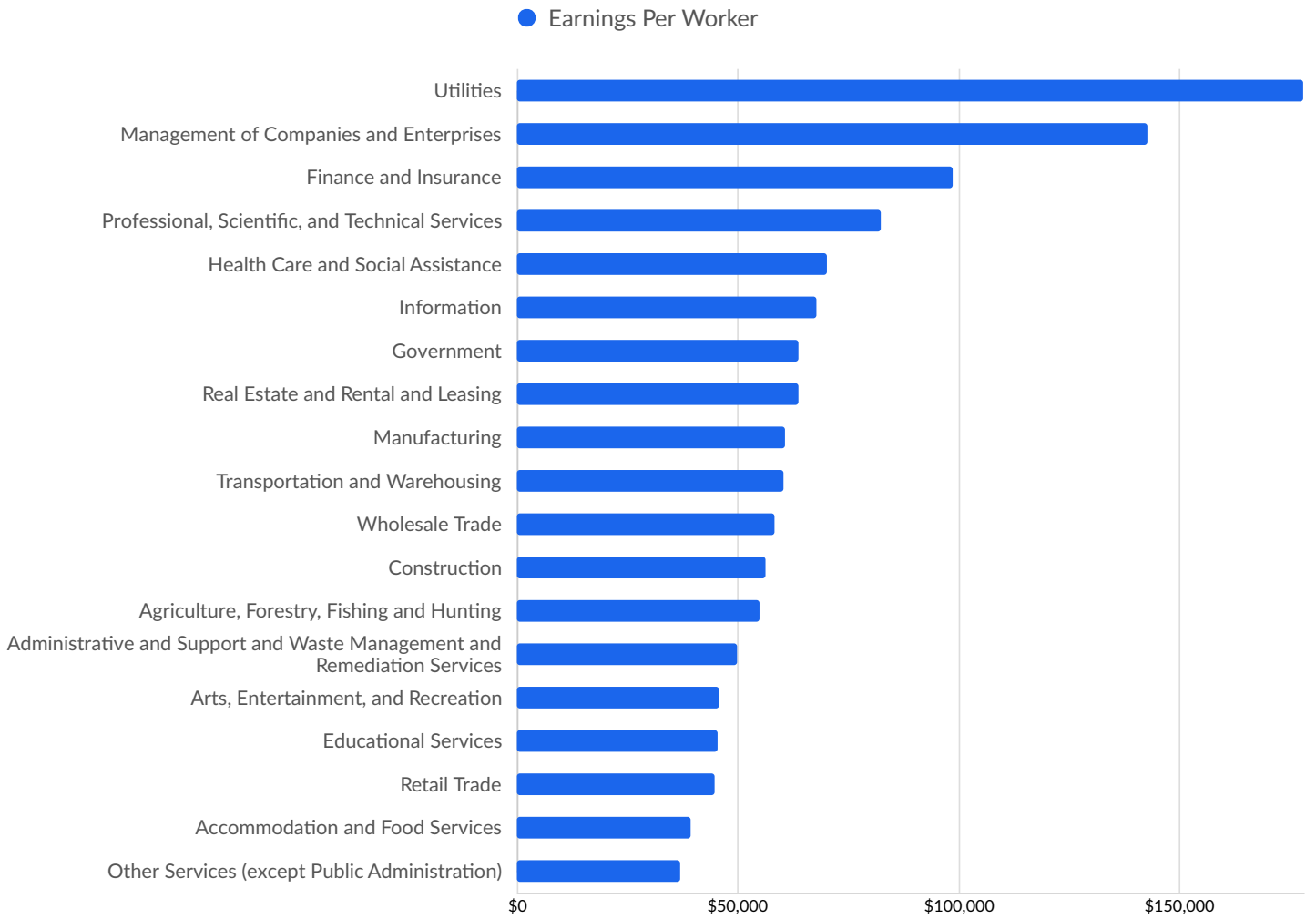
## Top Industry Employment Concentration



## Top Industry GRP























## Top Industry Earnings



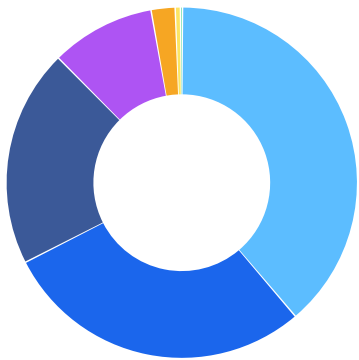
## Business Characteristics

### 3,807 Companies Employ Your Workers

Online profiles for your workers mention 3,807 companies as employers, with the top 10 appearing below. In the last 12 months, 311 companies in Lincoln County, ME posted job postings, with the top 10 appearing below.

Top Companies	Profiles	Top Companies Posting	Unique Postings
State Of Maine	107 	Maine Medical Center	622 
Bath Iron Works	95 	Hannaford Brothers Company	198 
Maine Medical Center	79 	Amergis	62 
Lincoln International Academy	77 	Lincoln Hospital	57 
Bigelow Laboratory For Ocean S...	62 	Walgreens Boots Alliance	48 
University of Maine System	54 	CompHealth	46 
Hannaford Brothers Company	49 	State Of Maine	39 
MaineGeneral Health	37 	Maine State Library	38 
Chewonki Foundation	36 	Maine Behavioral Healthcare	37 
First National Bank - Maine	32 	Aya Healthcare	31 

## Business Size



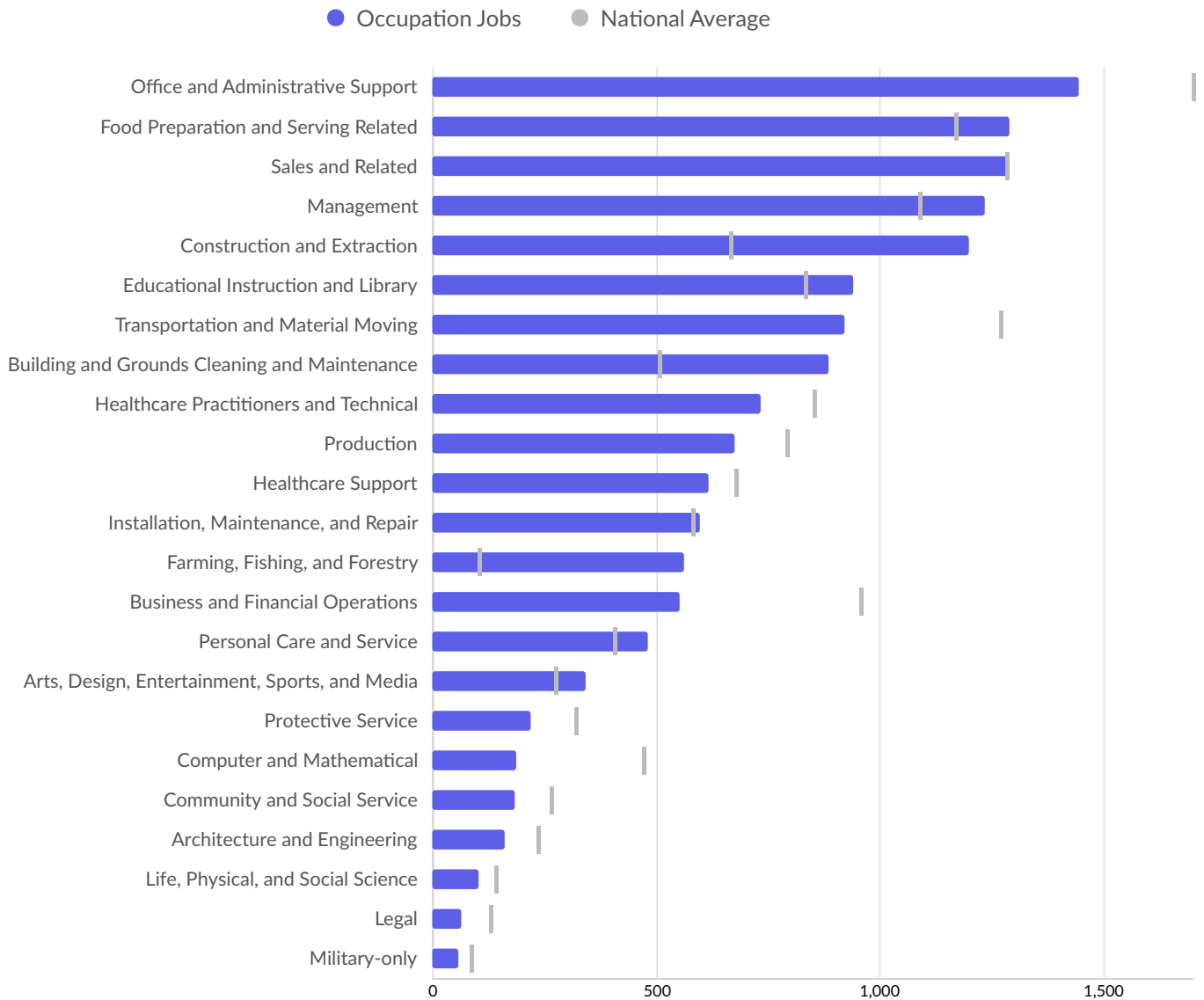
	Percentage	Business Count
1 to 4 employees	38.7%	806
5 to 9 employees	28.7%	598
10 to 19 employees	20.1%	418
20 to 49 employees	9.6%	200
50 to 99 employees	2.2%	46
100 to 249 employees	0.5%	10
250 to 499 employees	0.2%	4

*\*Business Data by DatabaseUSA.com is third-party data provided by Lightcast to its customers as a convenience, and Lightcast does not endorse or warrant its accuracy or consistency with other published Lightcast data. In most cases, the Business Count will not match total companies with profiles on the summary tab.*

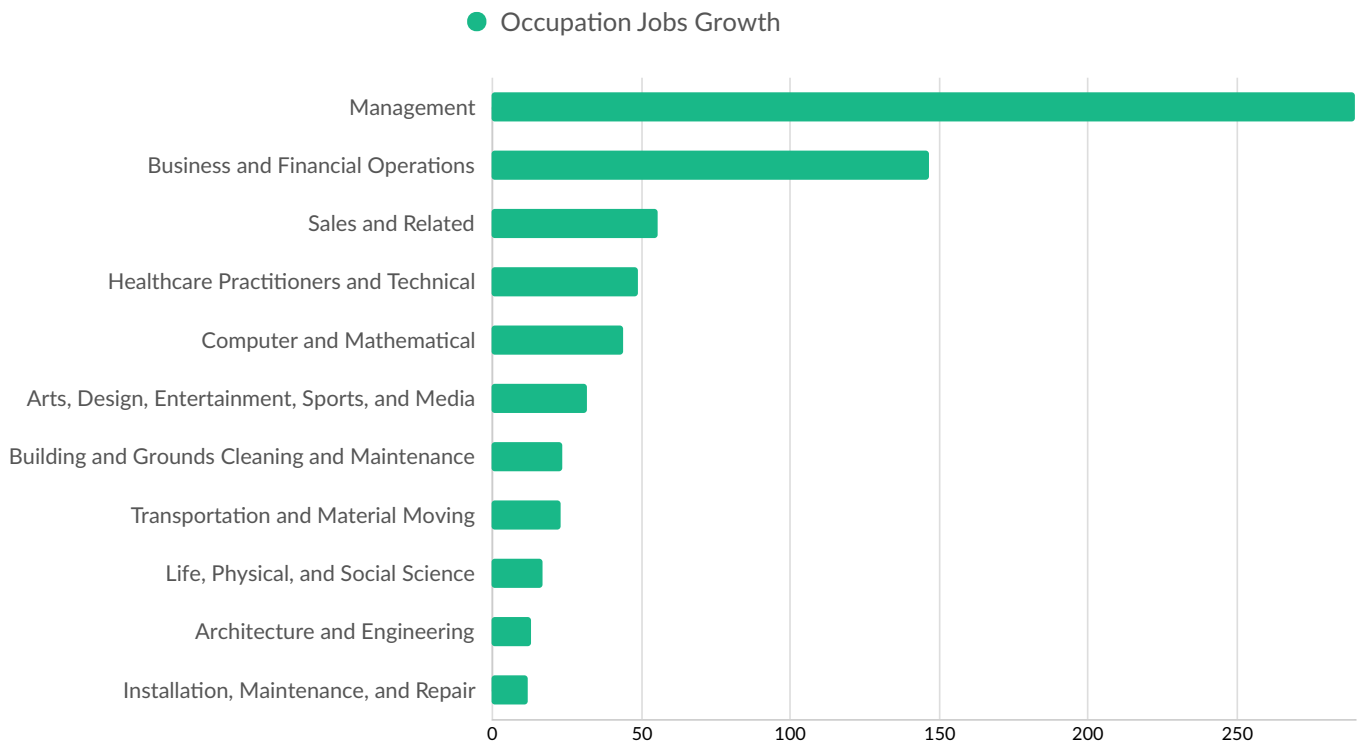


# Workforce Characteristics

## Largest Occupations



## Top Growing Occupations

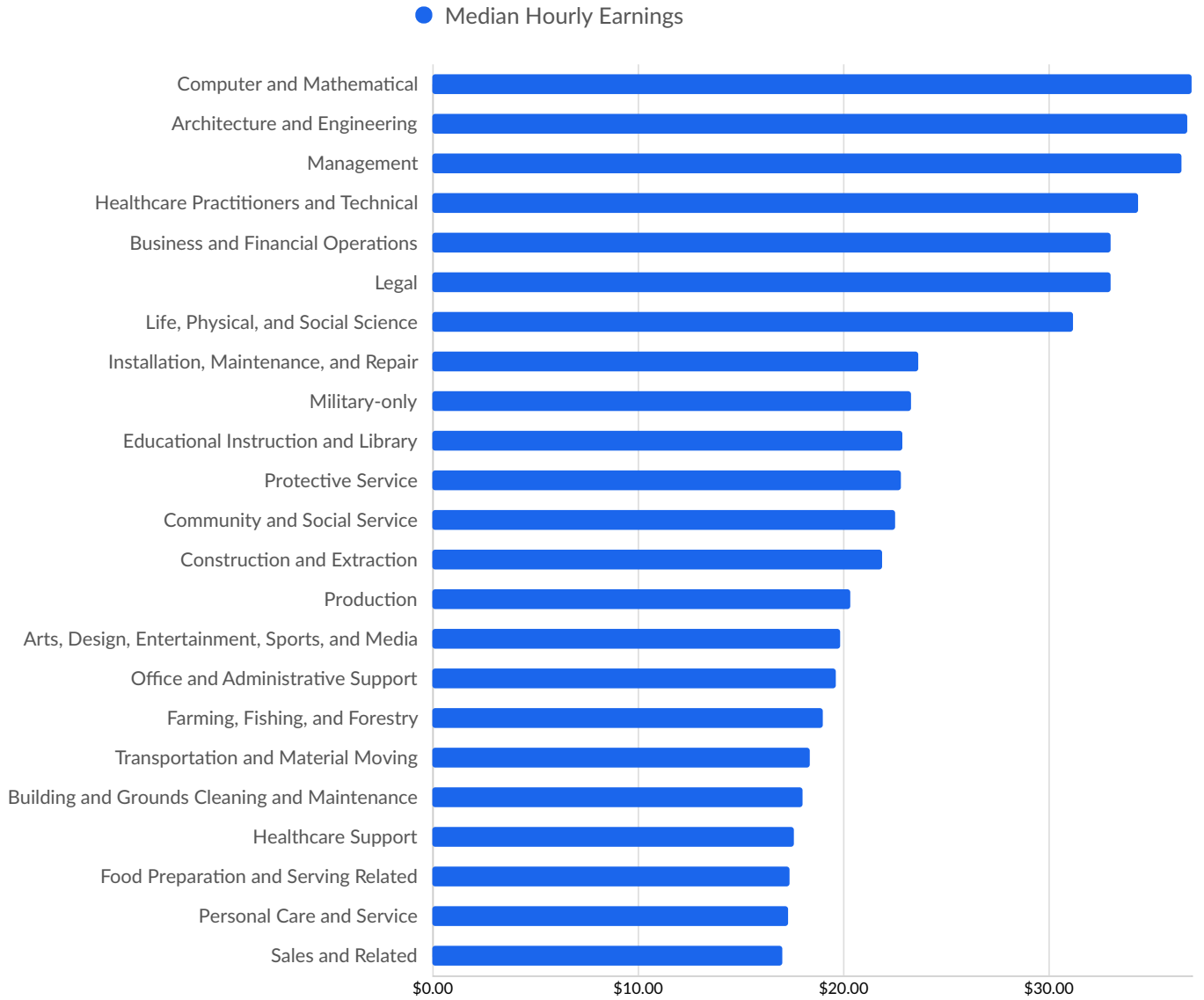


## Top Occupation Employment Concentration

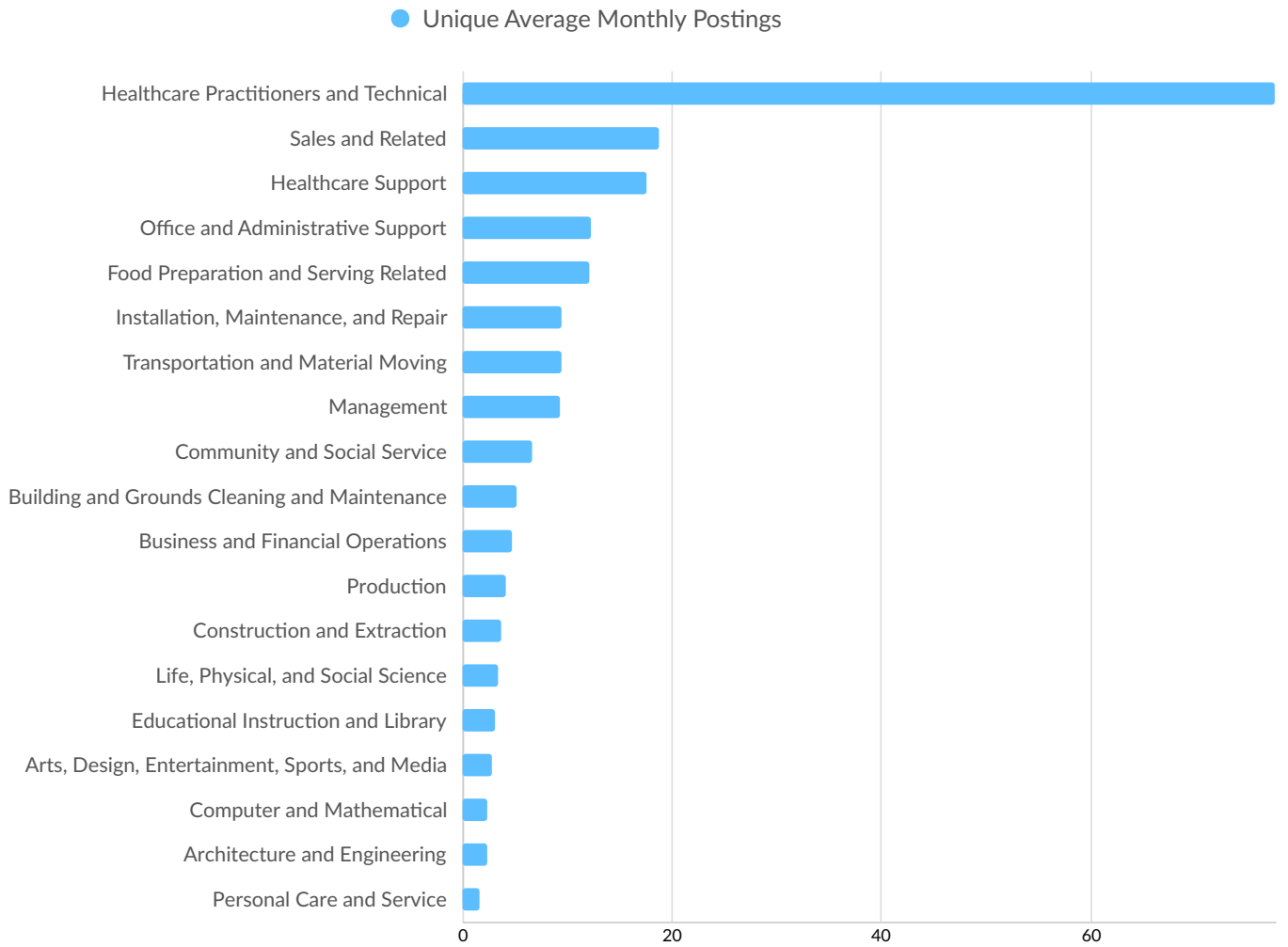
● Occupation Employment Concentration



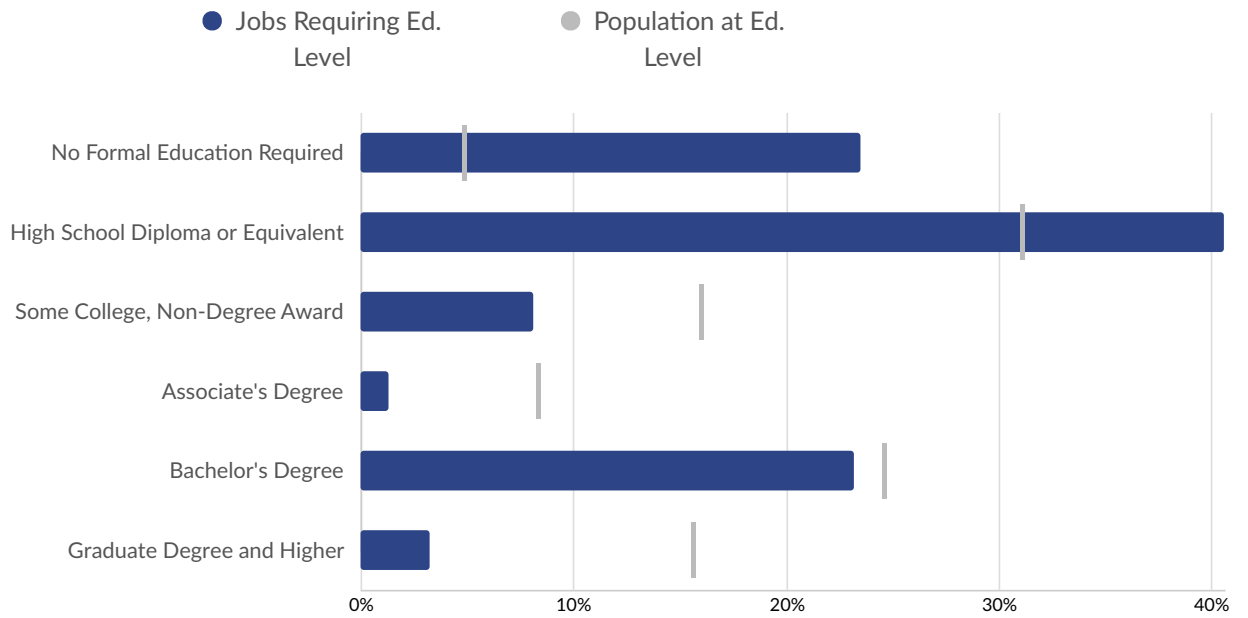
## Top Occupation Earnings



## Top Posted Occupations



## Underemployment



## Educational Pipeline

Over the last 5 years, no schools in Lincoln County, ME produced graduates.

# In-Demand Skills

