



Knox County, ME

Coastal Counties Workforce, Inc.



14 Maine St
Suite 203A
Brunswick, Maine 04011

Contents

Report Parameters	1
Economy Overview	2
Unemployment by Demographics	4
Historic & Projected Trends	8
Population Characteristics	12
Inbound and Outbound Migration	14
Industry Characteristics	16
Business Characteristics	21
Workforce Characteristics	23
Educational Pipeline	29
In-Demand Skills	30

Report Parameters

1 County

23013 Knox County, ME

Class of Worker

QCEW Employees, Non-QCEW Employees, and Self-Employed

The information in this report pertains to the chosen geographical area.

Economy Overview

40,977

Population (2023)

Population **grew by 1,217** over the last 5 years and is projected to **grow by 1,012** over the next 5 years.

21,397

Total Regional Employment

Jobs **decreased by 463** over the last 5 years and are projected to **decrease by 85** over the next 5 years.

\$68.9K

Median Household Income (2022)

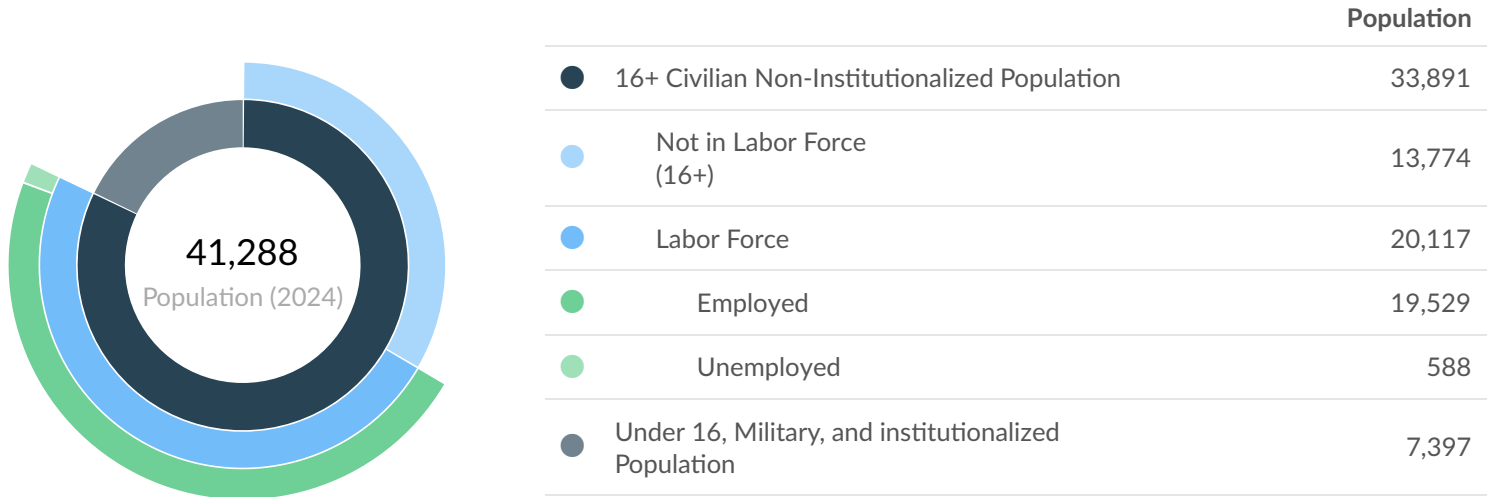
Median household income is **\$6.2K below** the national median household income of \$75.1K.

Takeaways

- As of 2023 the region's population **increased by 3.1%** since 2018, growing by 1,217. Population is expected to **increase by 2.5%** between 2023 and 2028, adding 1,012.
- From 2018 to 2023, jobs **declined by 2.1%** in Knox County, ME from 21,860 to **21,397**. This change **fell short of the national growth rate of 4.5% by 6.6%**. As the number of jobs declined, the **labor force participation rate decreased from 62.3% to 58.2% between 2018 and 2023**.
- Concerning educational attainment, **24.4% of Knox County, ME residents possess a Bachelor's Degree** (3.3% above the national average), and **7.8% hold an Associate's Degree** (1.1% below the national average).
- The top three industries in 2023 are Education and Hospitals (Local Government), Restaurants and Other Eating Places, and Fishing.

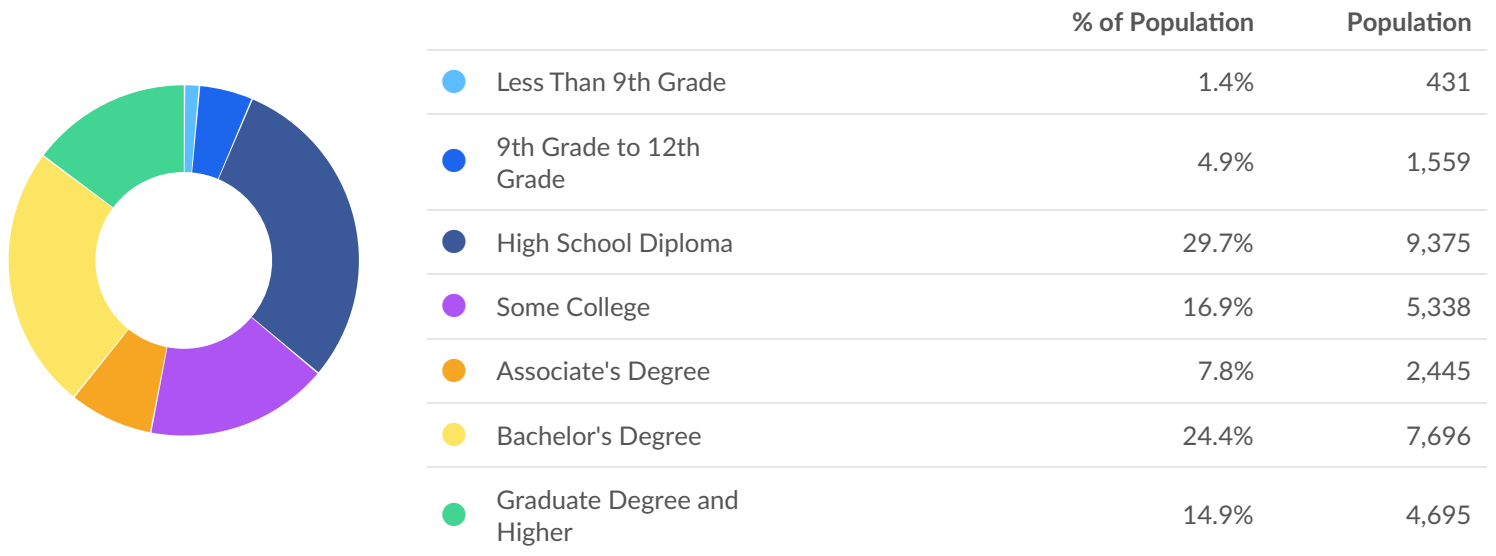
	Population (2024)	Labor Force (Oct 2024)	Jobs (2023)	Cost of Living	GRP	Imports	Exports
Region	41,288	20,117	21,397	120.8	\$2.58B	\$3.00B	\$2.86B
State	1,409,443	710,009	736,992	116.8	\$91.83B	\$91.74B	\$102.69B

Oct 2024 Labor Force Breakdown



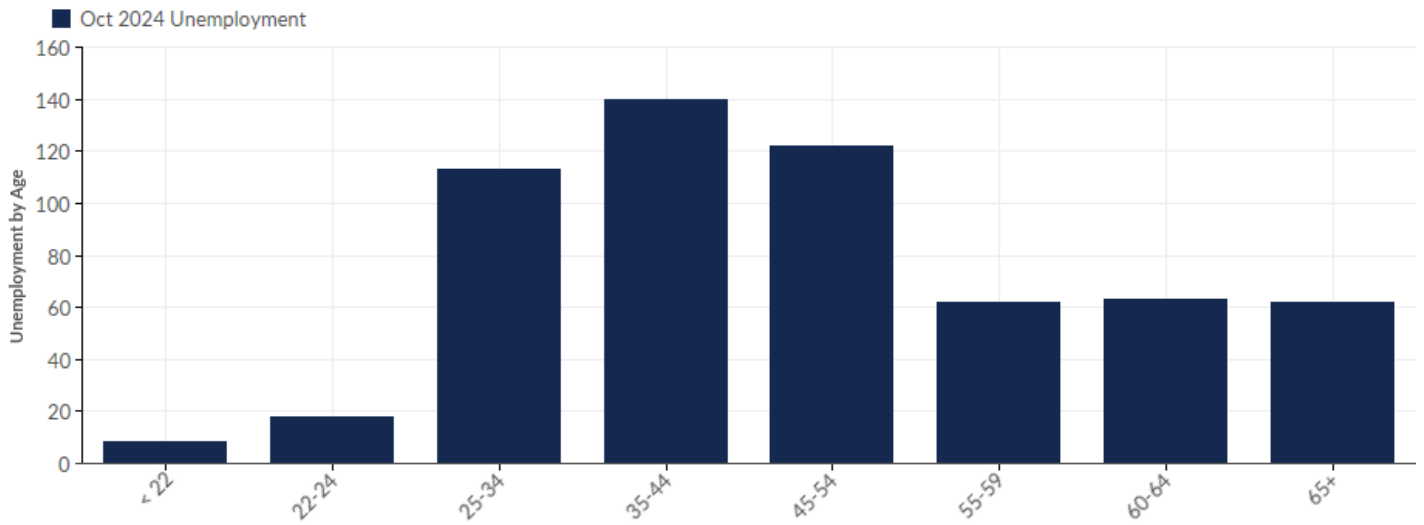
Educational Attainment

Concerning educational attainment, **24.4% of Knox County, ME residents possess a Bachelor's Degree** (3.3% above the national average), and **7.8% hold an Associate's Degree** (1.1% below the national average).



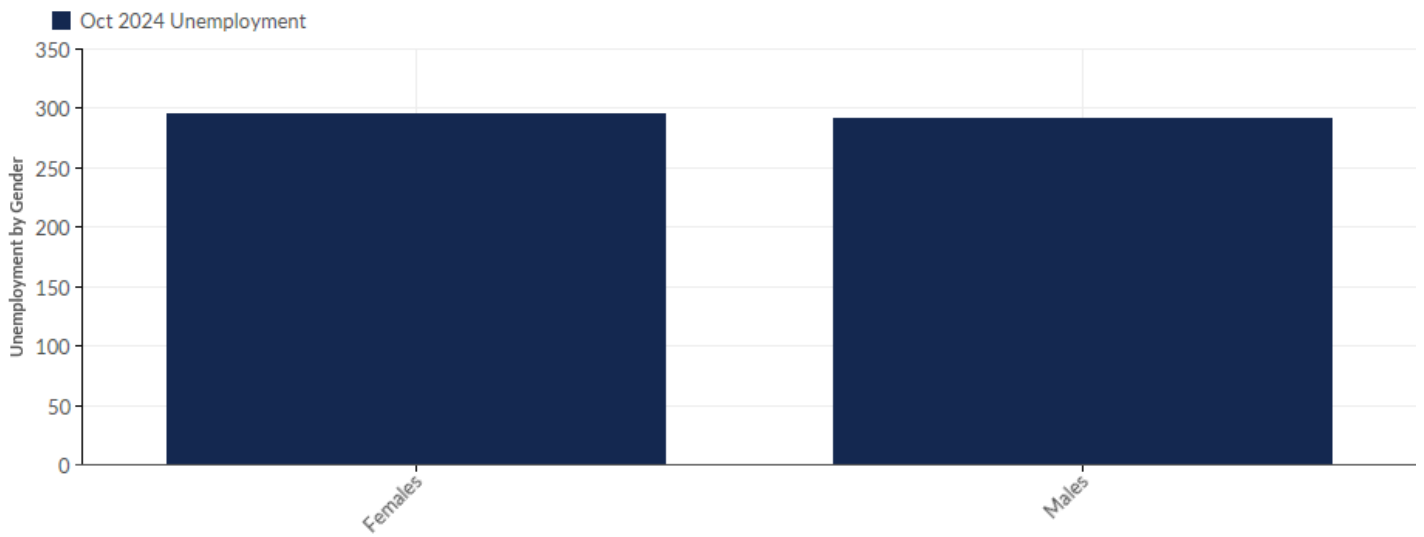
Unemployment by Demographics

Unemployment by Age



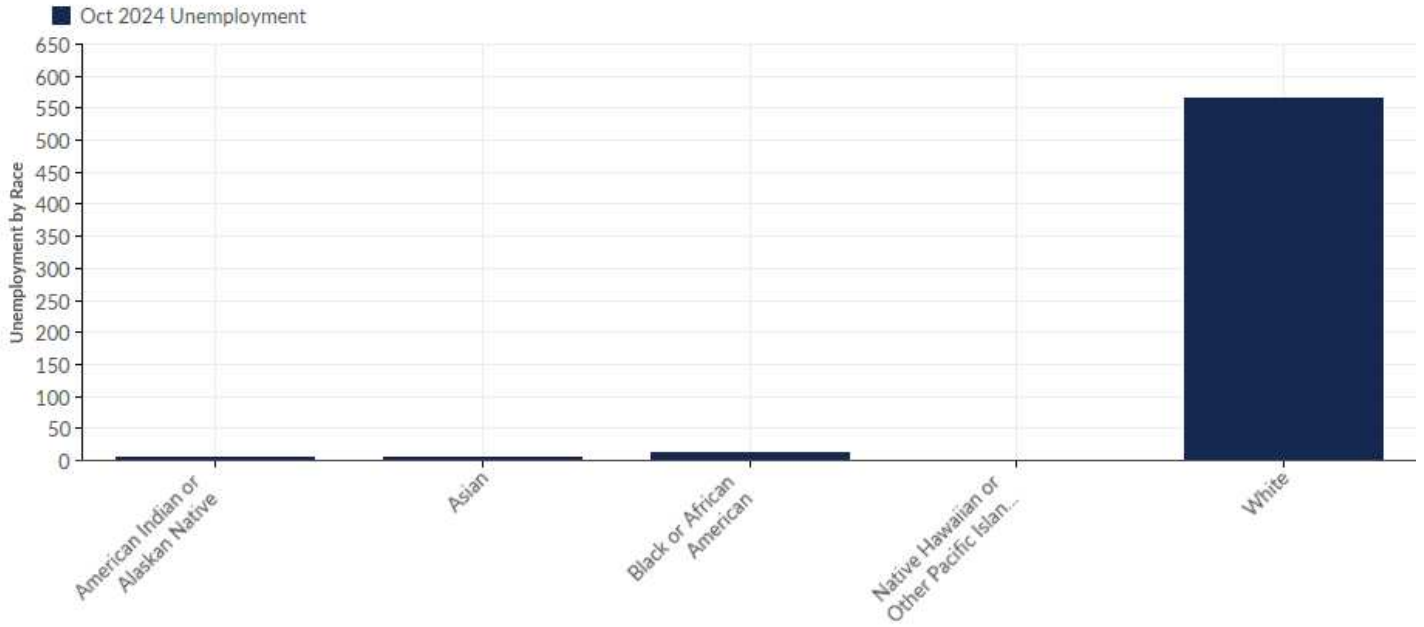
Age	Unemployment (Oct 2024)	% of Unemployed
< 22	8	1.36%
22-24	18	3.06%
25-34	113	19.22%
35-44	140	23.81%
45-54	122	20.75%
55-59	62	10.54%
60-64	63	10.71%
65+	62	10.54%
Total	588	100.00%

Unemployment by Gender



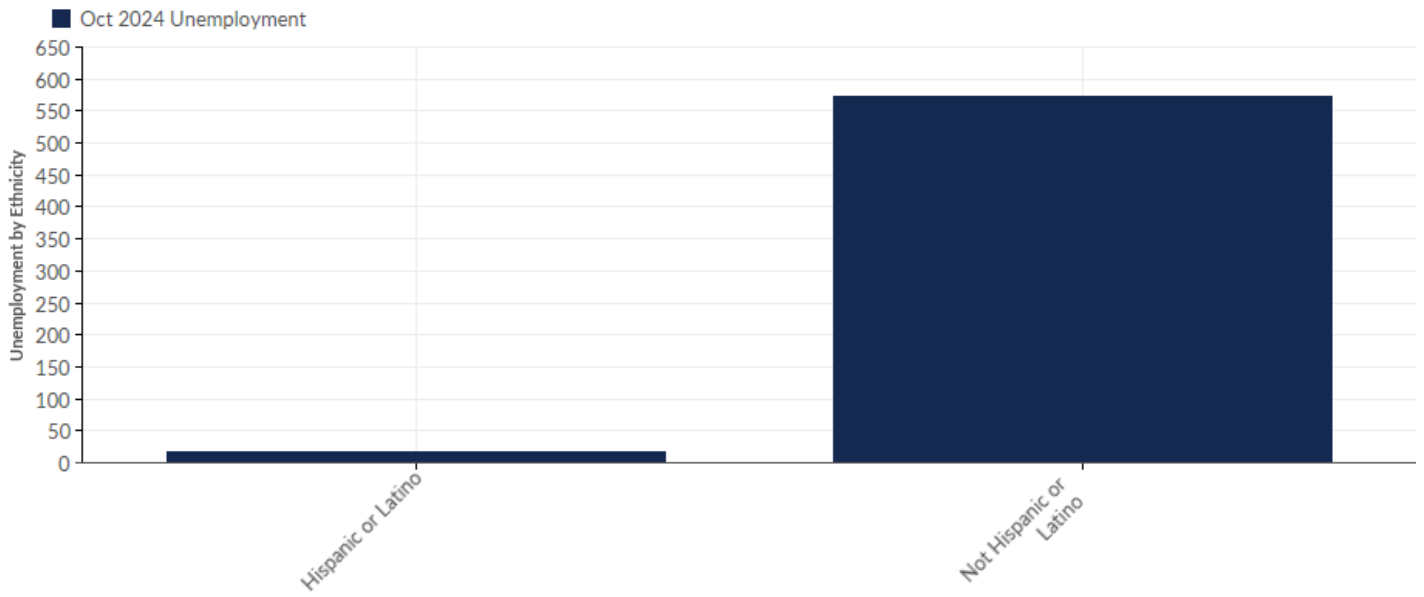
Gender	Unemployment (Oct 2024)	% of Unemployed
Females	296	50.34%
Males	292	49.66%
Total	588	100.00%

Unemployment by Race



Race	Unemployment (Oct 2024)	% of Unemployed
American Indian or Alaskan Native	4	0.68%
Asian	4	0.68%
Black or African American	12	2.04%
Native Hawaiian or Other Pacific Islander	1	0.17%
White	567	96.43%
Total	588	100.00%

Unemployment by Ethnicity

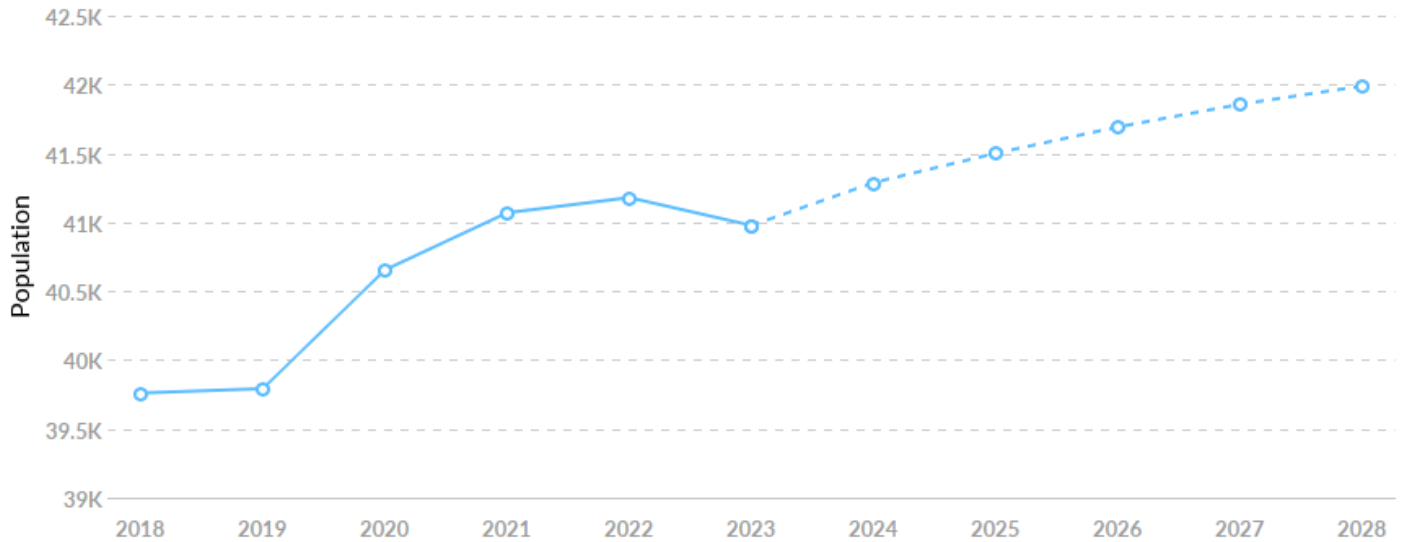


Ethnicity	Unemployment (Oct 2024)	% of Unemployed
Hispanic or Latino	16	2.72%
Not Hispanic or Latino	572	97.28%
Total	588	100.00%

Historic & Projected Trends

Population Trends

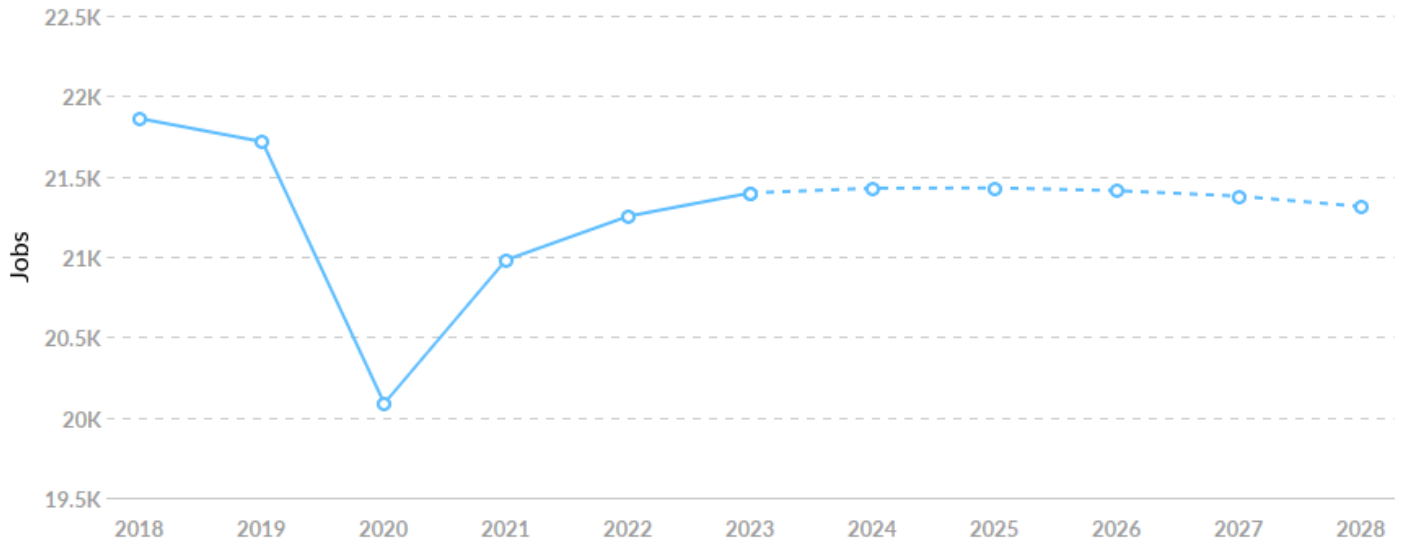
As of 2023 the region's population increased by 3.1% since 2018, growing by 1,217. Population is expected to increase by 2.5% between 2023 and 2028, adding 1,012.



Timeframe	Population
2018	39,760
2019	39,792
2020	40,654
2021	41,069
2022	41,179
2023	40,977
2024	41,288
2025	41,501
2026	41,692
2027	41,857
2028	41,989

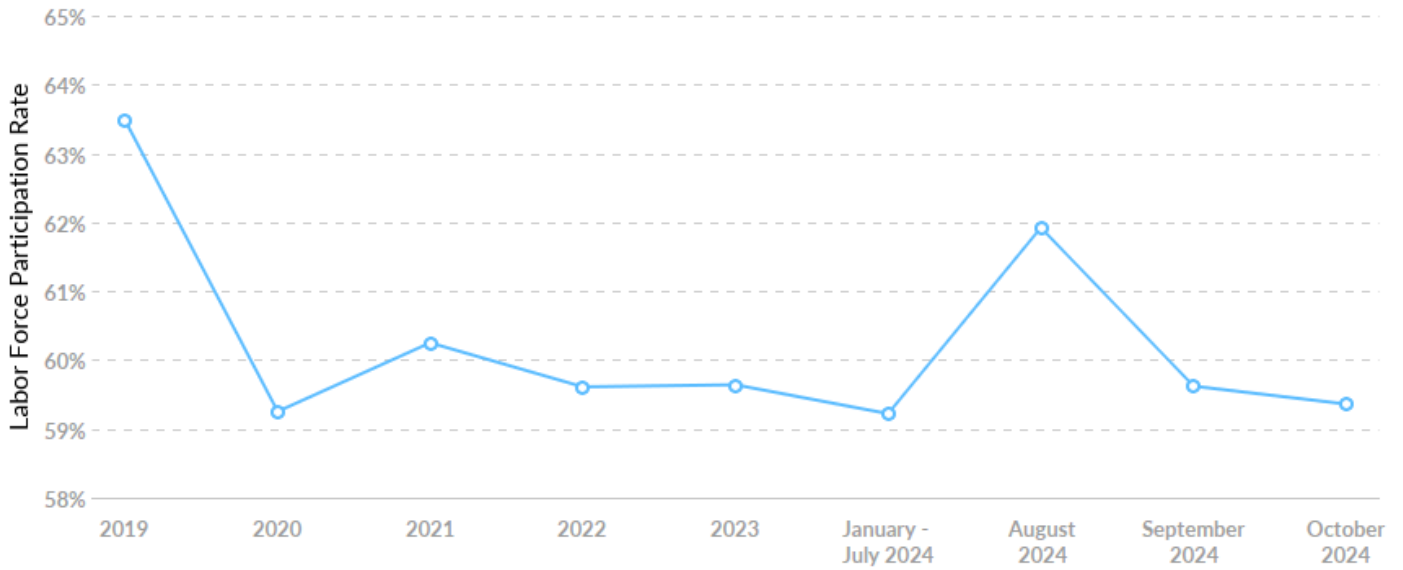
Job Trends

From 2018 to 2023, jobs declined by 2.1% in Knox County, ME from 21,860 to 21,397. This change fell short of the national growth rate of 4.5% by 6.6%.



Timeframe	Jobs
2018	21,860
2019	21,716
2020	20,084
2021	20,980
2022	21,252
2023	21,397
2024	21,426
2025	21,428
2026	21,411
2027	21,377
2028	21,312

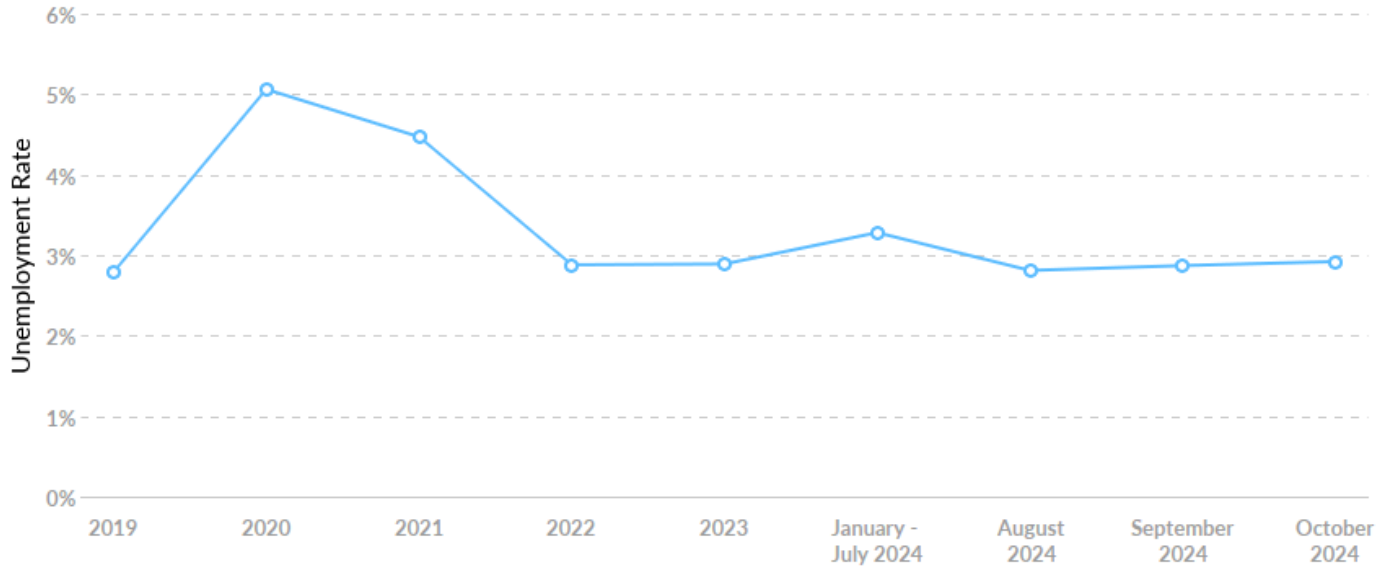
Labor Force Participation Rate Trends



Timeframe	Labor Force Participation Rate
2019	63.48%
2020	59.25%
2021	60.25%
2022	59.61%
2023	59.64%
January - July 2024	59.22%
August 2024	61.92%
September 2024	59.62%
October 2024	59.36%

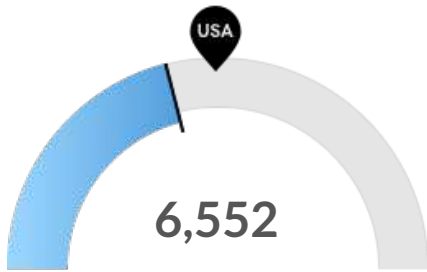
Unemployment Rate Trends

Knox County, ME had an October 2024 unemployment rate of 2.92%, **increasing from 2.79%** 5 years before.



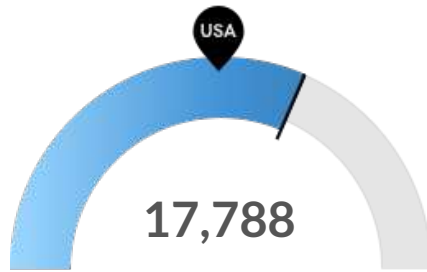
Timeframe	Unemployment Rate
2019	2.79%
2020	5.06%
2021	4.47%
2022	2.88%
2023	2.89%
January - July 2024	3.28%
August 2024	2.81%
September 2024	2.87%
October 2024	2.92%

Population Characteristics



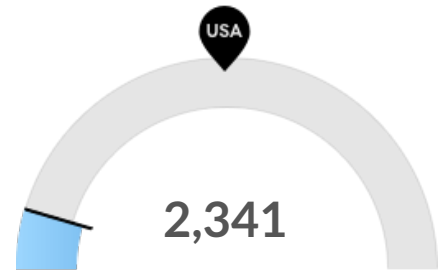
Millennials

Knox County, ME has 6,552 millennials (ages 25-39). The national average for an area this size is 8,326.



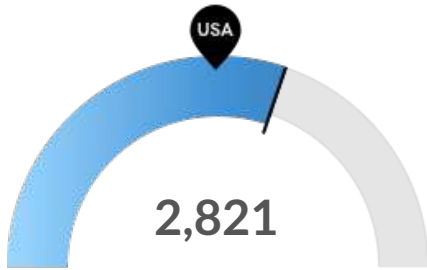
Retiring Soon

Retirement risk is high in Knox County, ME. The national average for an area this size is 12,370 people 55 or older, while there are 17,788 here.



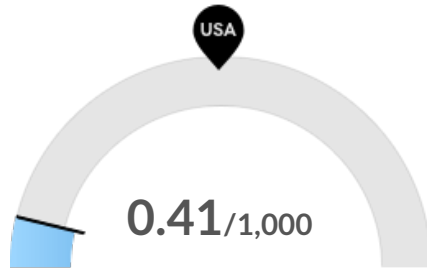
Racial Diversity

Racial diversity is low in Knox County, ME. The national average for an area this size is 17,066 racially diverse people, while there are 2,341 here.



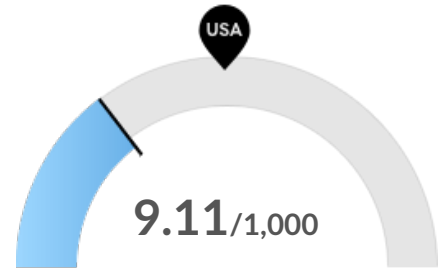
Veterans

Knox County, ME has 2,821 veterans. The national average for an area this size is 2,105.



Violent Crime

Knox County, ME has 0.41 violent crimes per 1,000 people. The national rate is 3.6 per 1,000 people.



Property Crime

Knox County, ME has 9.11 property crimes per 1,000 people. The national rate is 18.22 per 1,000 people.

Place of Work vs Place of Residence

Understanding where talent in Knox County, ME currently works compared to where talent lives can help you optimize site decisions.



Where Talent Works

Where Talent Lives

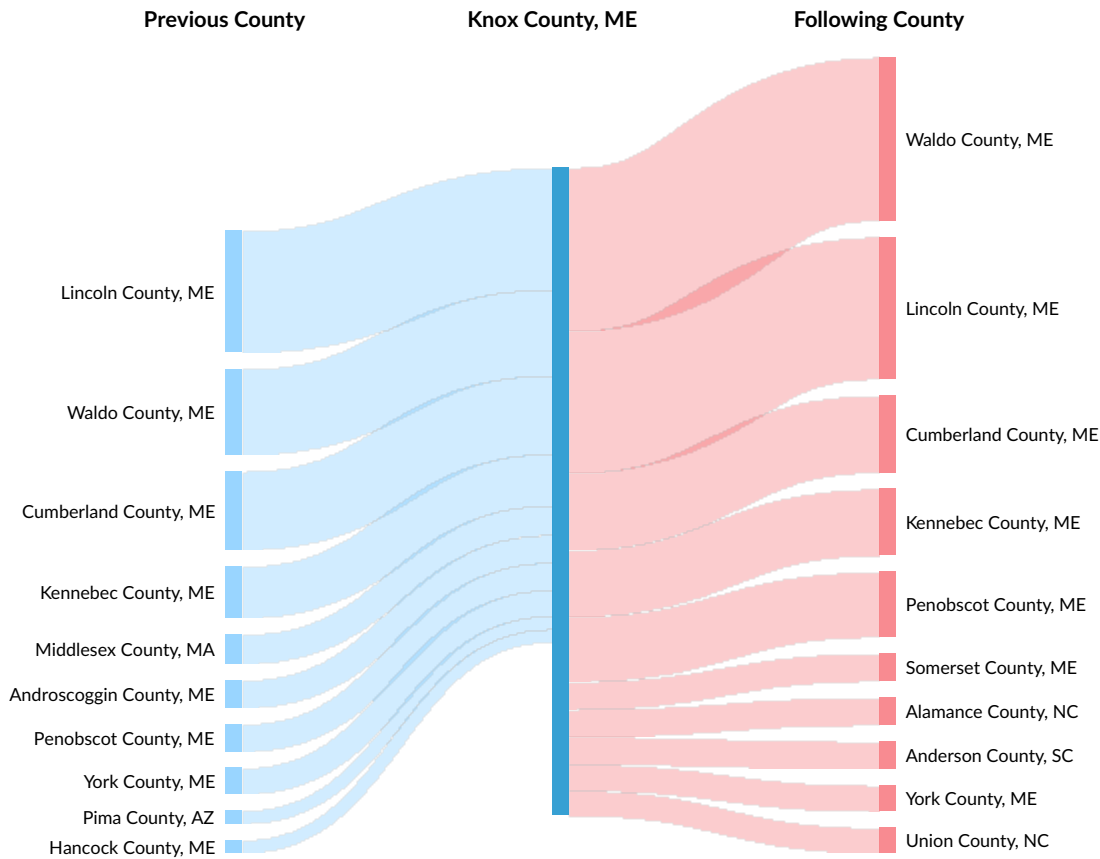
County	Name	2023 Employment
23013	Knox County, ME	21,397

County	Name	2023 Workers
23013	Knox County, ME	20,043

Inbound and Outbound Migration

The table below analyzes past and current residents of Knox County, ME. The left column shows residents of other counties migrating to Knox County, ME. The right column shows residents migrating from Knox County, ME to other counties.

As of 2022, **154** people have migrated from Lincoln County, ME to Knox County, ME. In the same year, **207** people left Knox County, ME migrating to Waldo County, ME. The total Net Migration for Knox County, ME in 2022 was **32**.

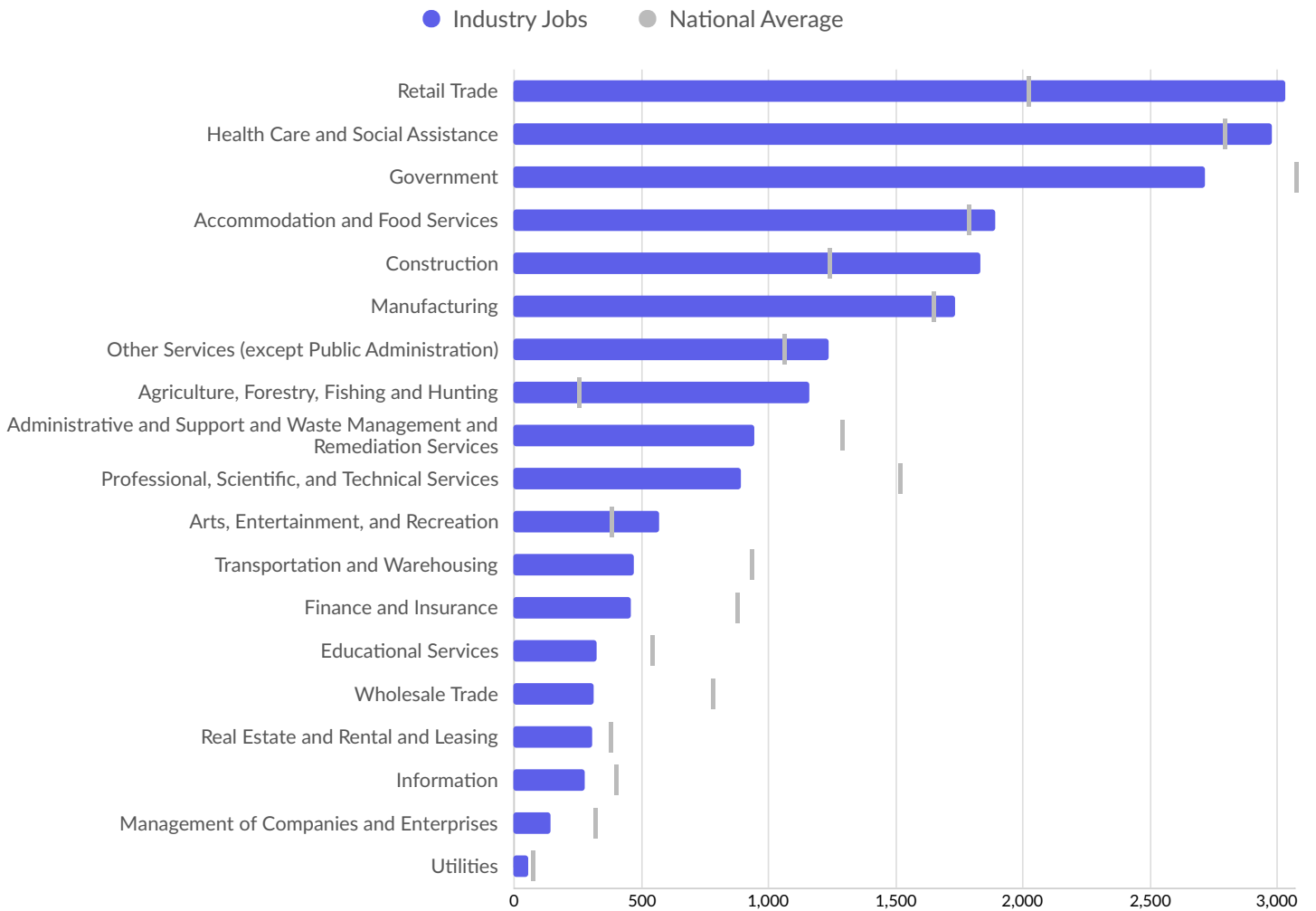


Top Previous Counties	Migrations
Lincoln County, ME	154
Waldo County, ME	108
Cumberland County, ME	99
Kennebec County, ME	65
Middlesex County, MA	37
Androscoggin County, ME	35

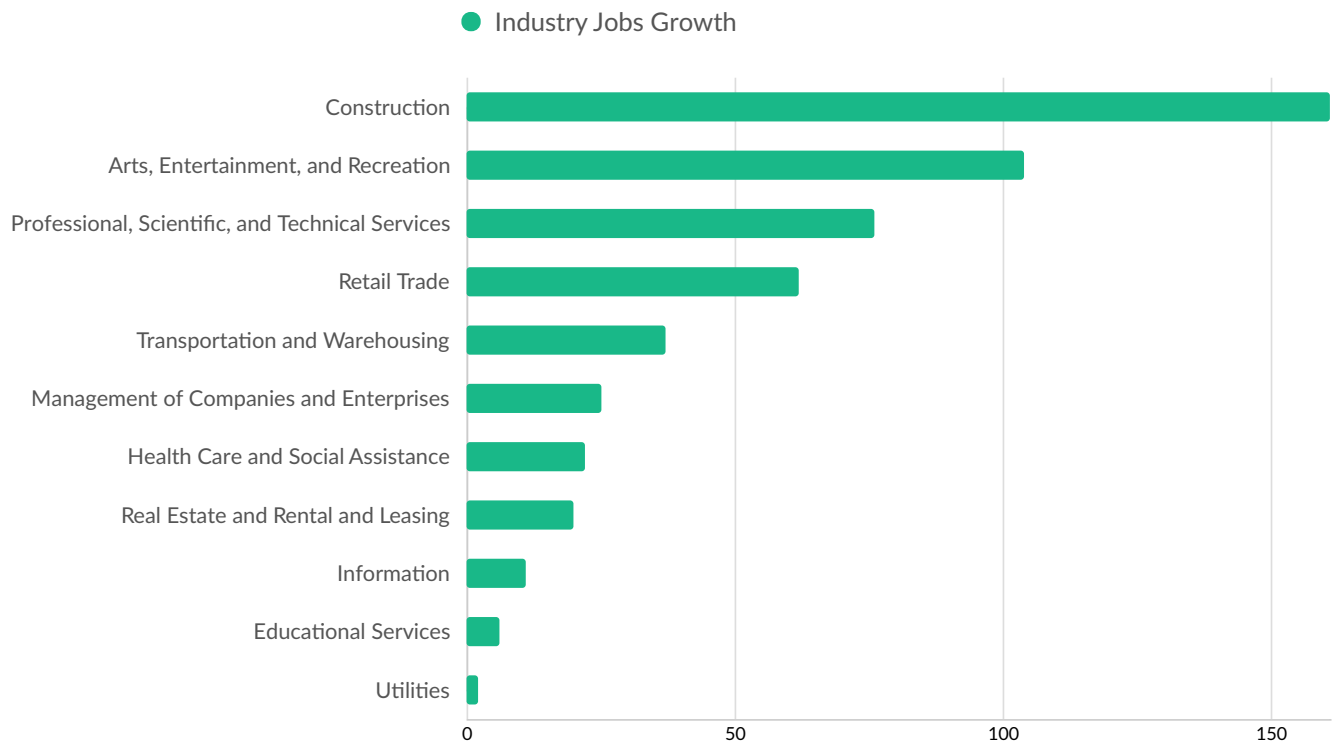
Top Previous Counties	Migrations
Penobscot County, ME	35
York County, ME	33
Pima County, AZ	17
Hancock County, ME	16
Essex County, MA	15
Teton County, WY	14
Pasco County, FL	14
Hillsborough County, NH	13
Washington County, UT	13
Top Following Counties	Migrations
Waldo County, ME	207
Lincoln County, ME	180
Cumberland County, ME	98
Kennebec County, ME	84
Penobscot County, ME	82
Somerset County, ME	35
Alamance County, NC	35
Anderson County, SC	35
York County, ME	33
Union County, NC	32
Palm Beach County, FL	31
Merrimack County, NH	28
Hancock County, ME	27
Androscoggin County, ME	23
Robeson County, NC	23

Industry Characteristics

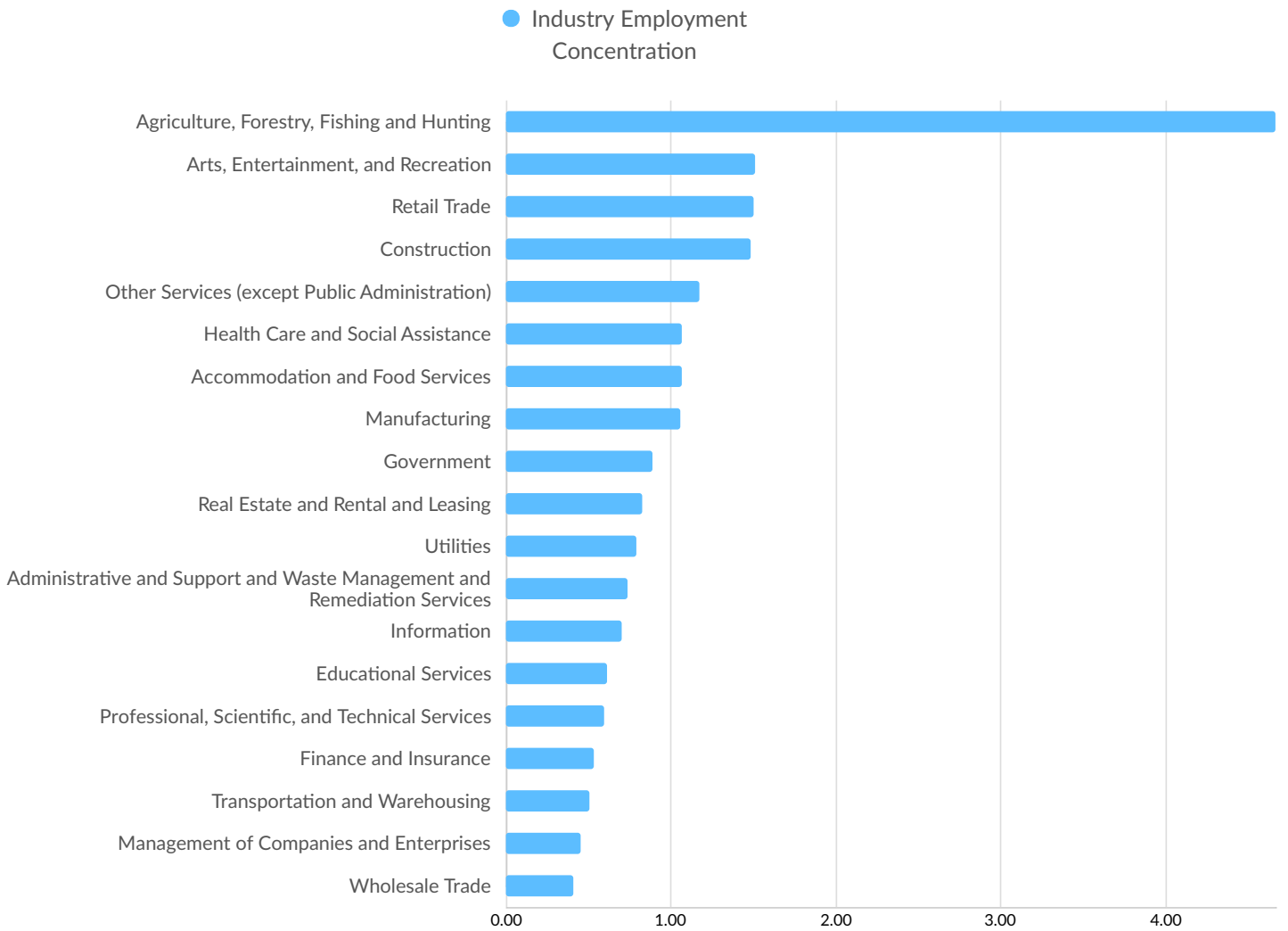
Largest Industries



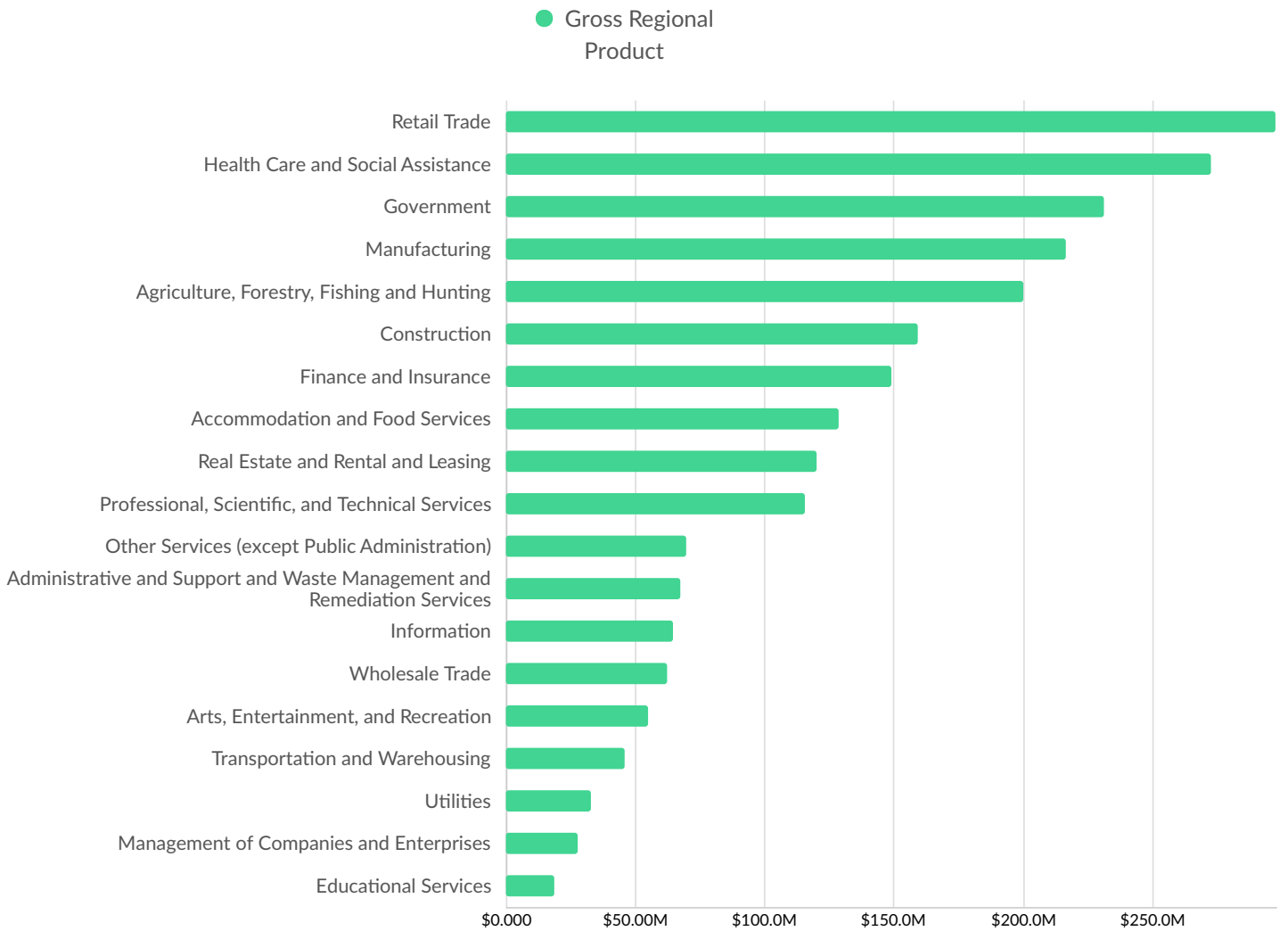
Top Growing Industries



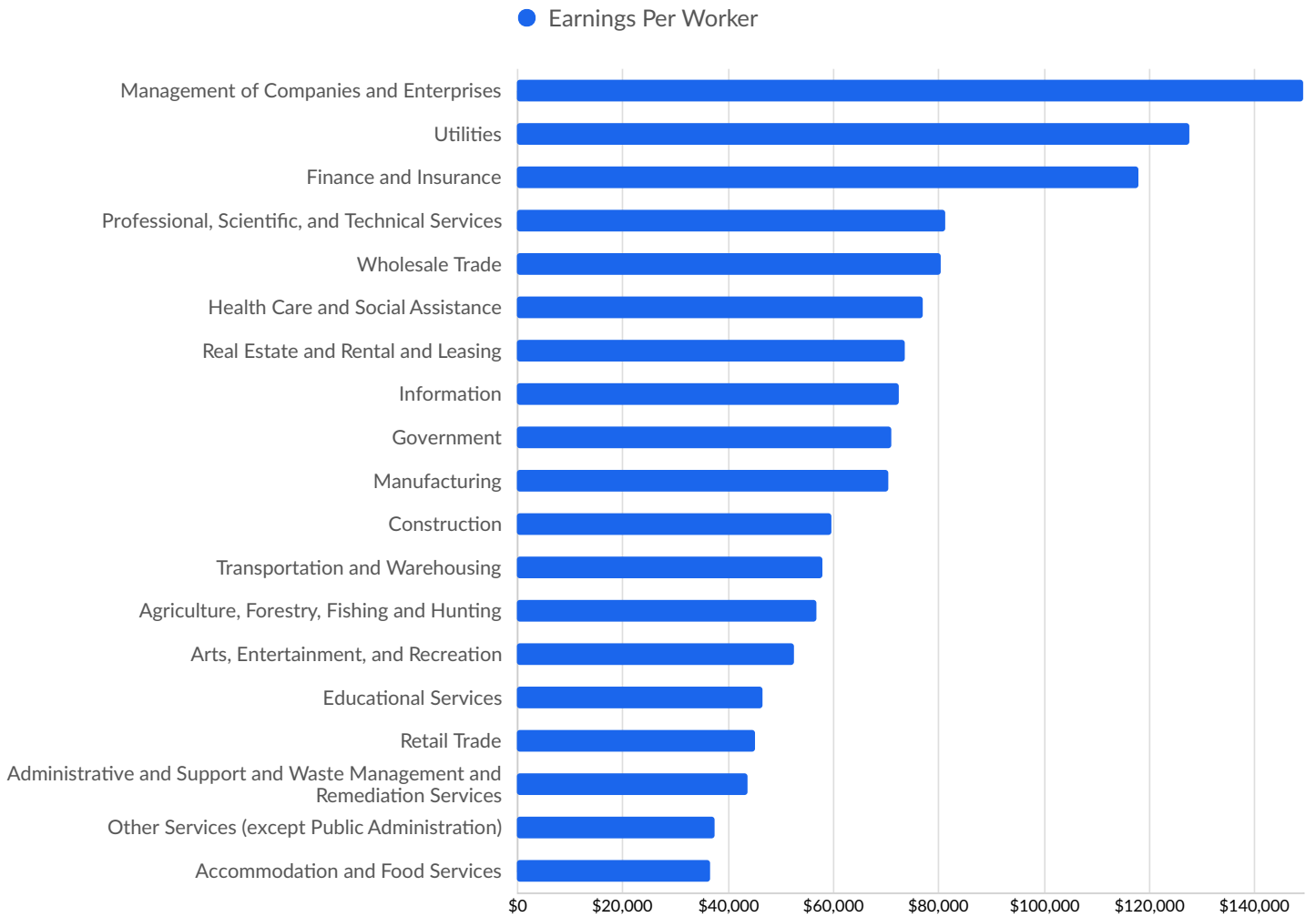
Top Industry Employment Concentration



Top Industry GRP























Top Industry Earnings



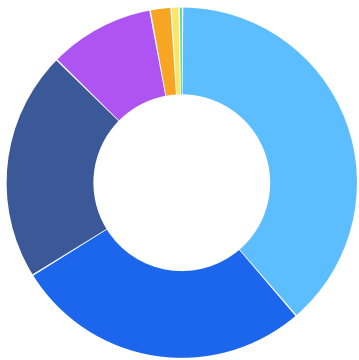
Business Characteristics

4,969 Companies Employ Your Workers

Online profiles for your workers mention 4,969 companies as employers, with the top 10 appearing below. In the last 12 months, 478 companies in Knox County, ME posted job postings, with the top 10 appearing below.

Top Companies	Profiles	Top Companies Posting	Unique Postings
Pen Bay Medical Center	256 	Maine Medical Center	754 
Camden National Bank	128 	Genesis HealthCare	137 
Maine Medical Center	121 	Maine Behavioral Healthcare	127 
State Of Maine	117 	Hannaford Brothers Company	115 
Athenahealth	76 	LifeStance Health	100 
Bank of America	57 	State Of Maine	94 
University of Maine System	55 	Maine State Library	91 
Douglas Dynamics	46 	Lowe's	48 
Hannaford Brothers Company	46 	Hartford HealthCare	46 
Allen Insurance And Financial	39 	Walmart	44 

Business Size

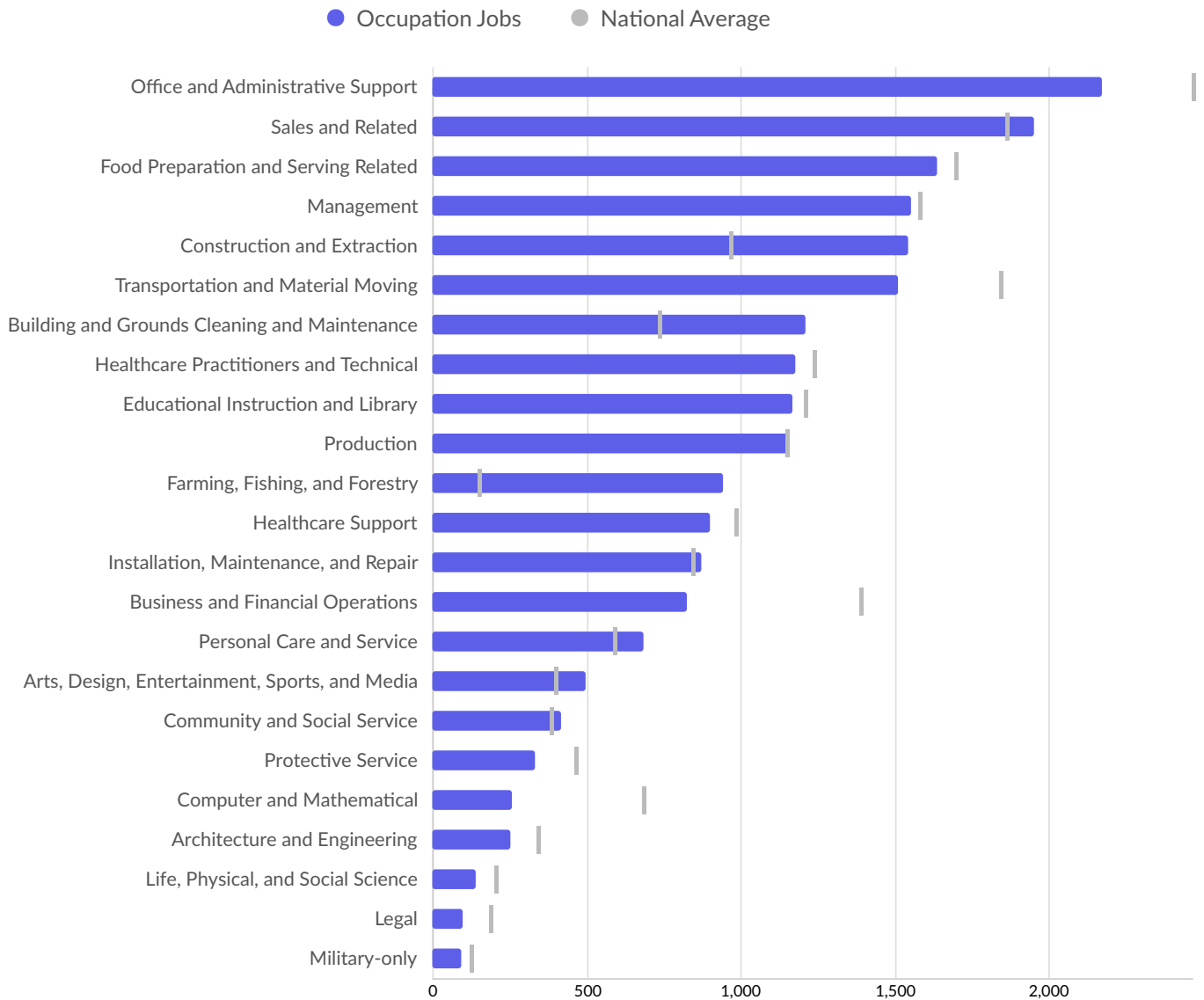


	Percentage	Business Count
● 1 to 4 employees	38.6%	1,039
● 5 to 9 employees	27.5%	739
● 10 to 19 employees	21.2%	570
● 20 to 49 employees	9.7%	262
● 50 to 99 employees	1.9%	52
● 100 to 249 employees	0.7%	20
● 250 to 499 employees	0.3%	8

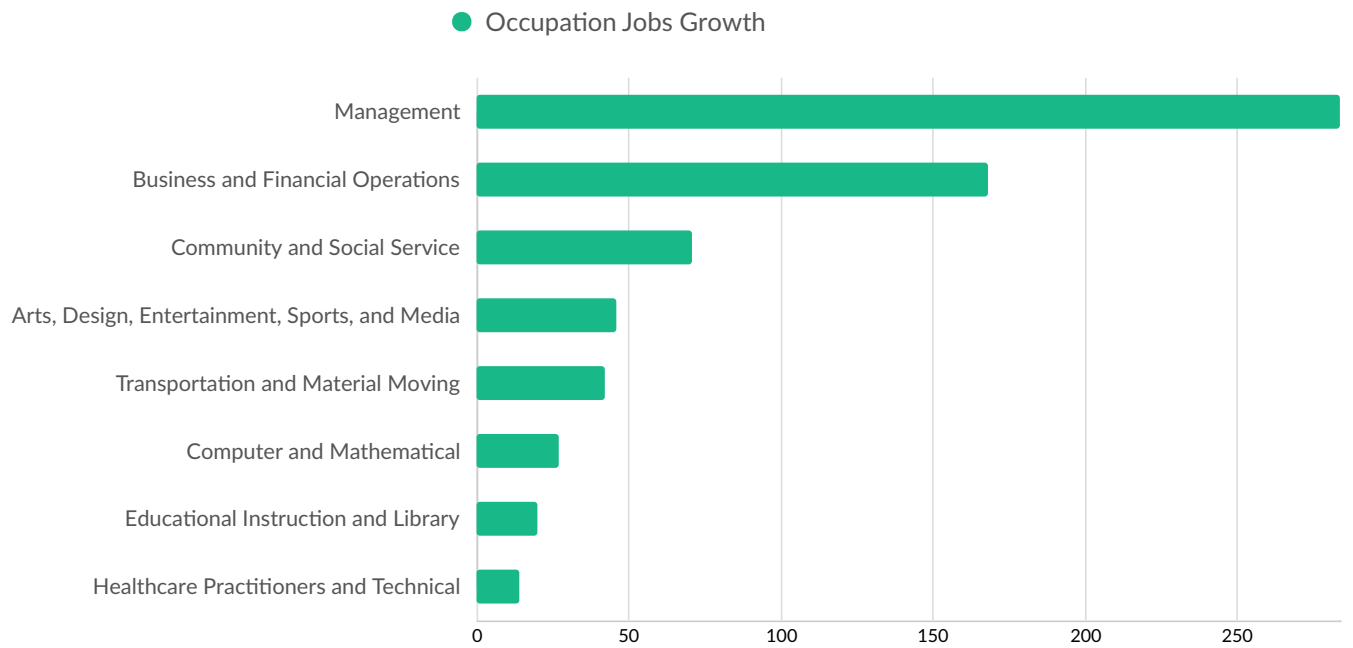
*Business Data by DatabaseUSA.com is third-party data provided by Lightcast to its customers as a convenience, and Lightcast does not endorse or warrant its accuracy or consistency with other published Lightcast data. In most cases, the Business Count will not match total companies with profiles on the summary tab.

Workforce Characteristics

Largest Occupations

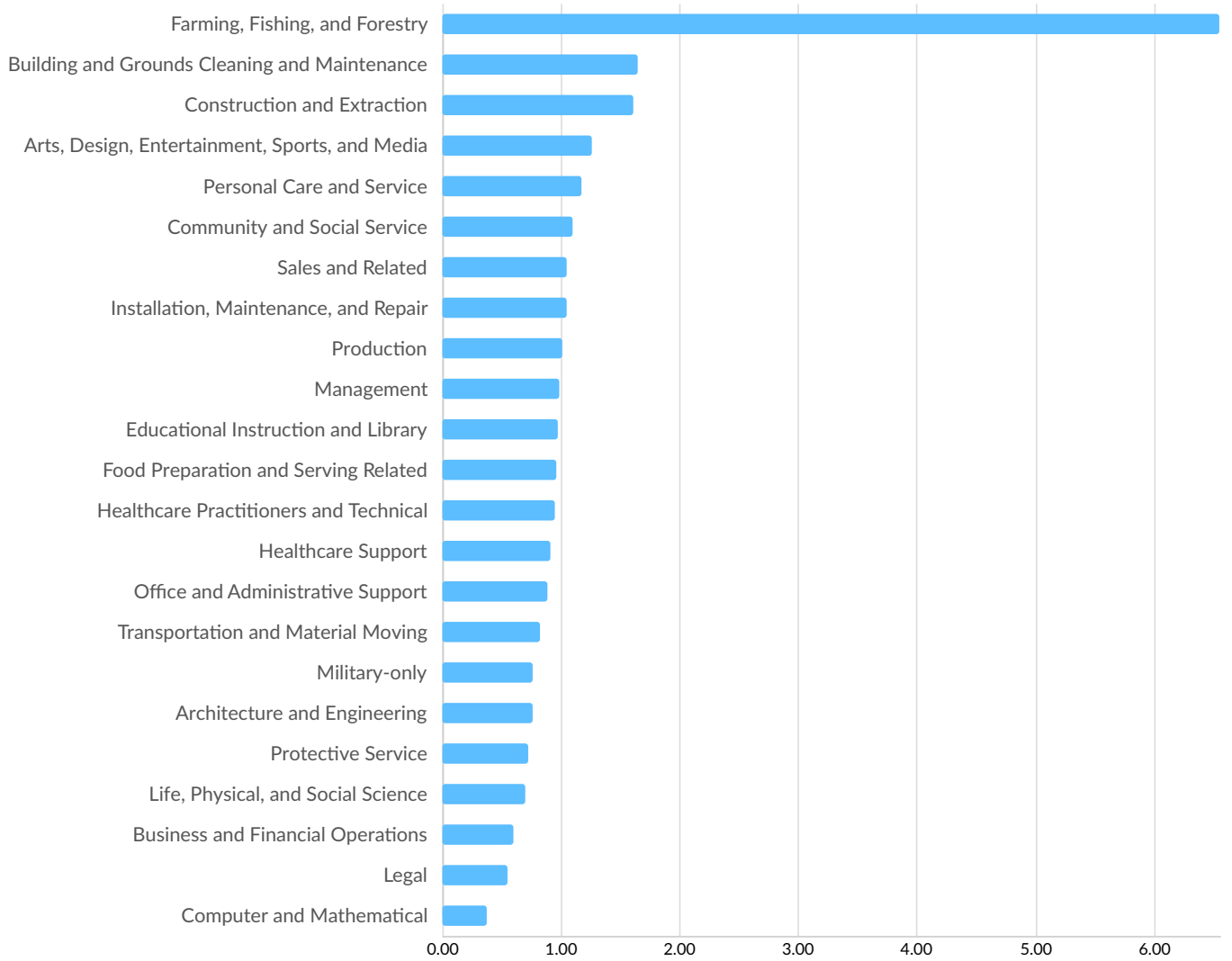


Top Growing Occupations

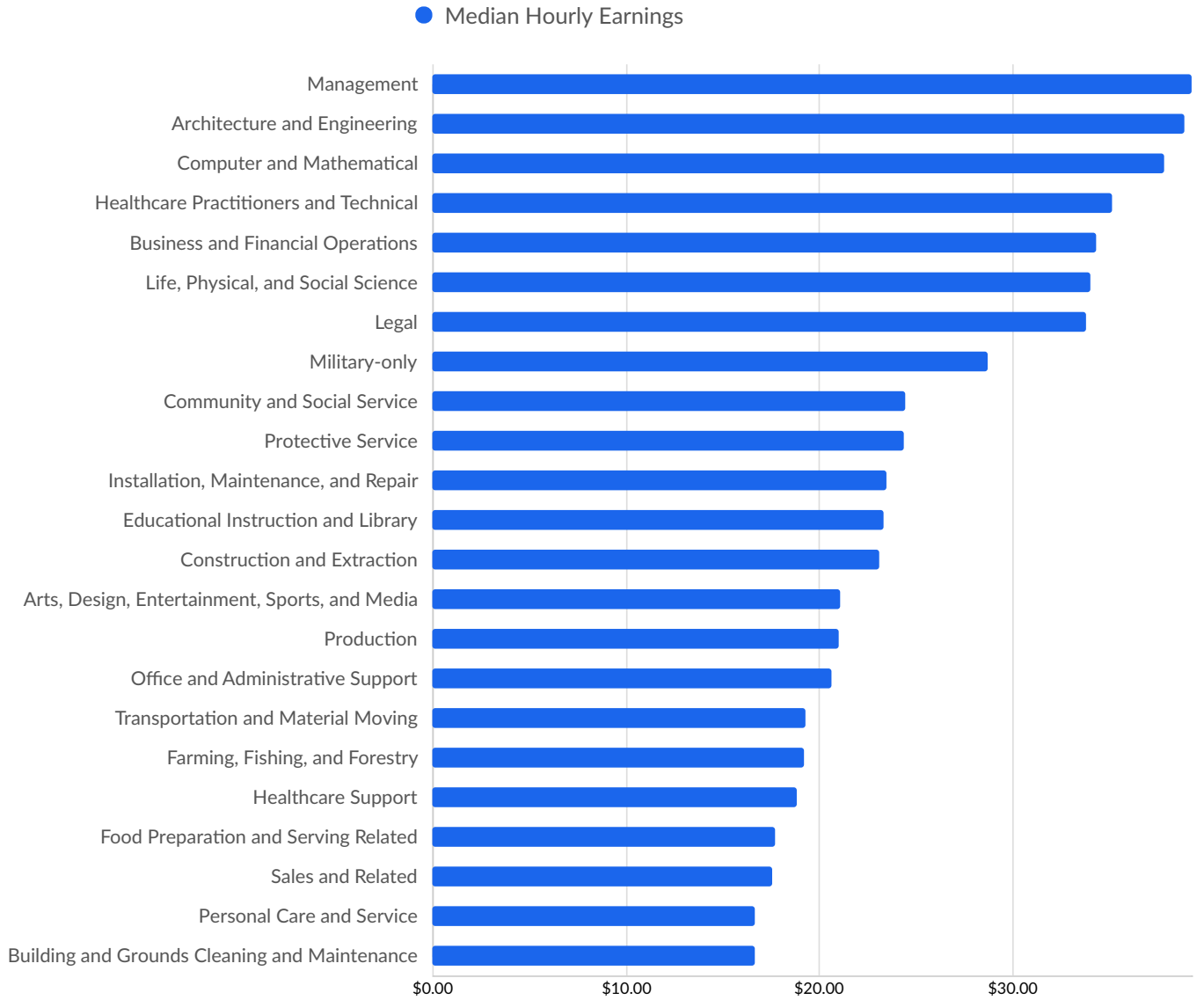


Top Occupation Employment Concentration

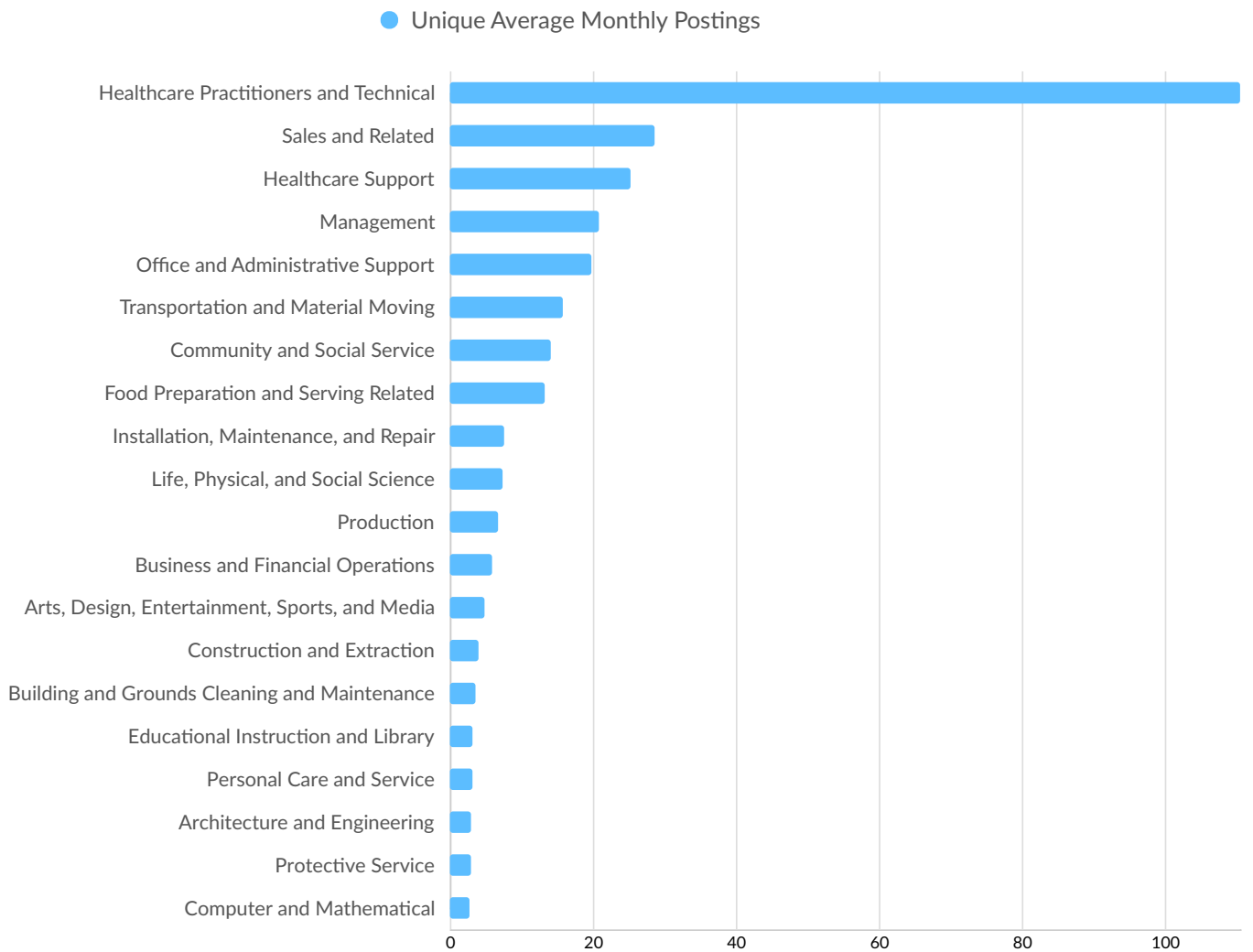
● Occupation Employment Concentration



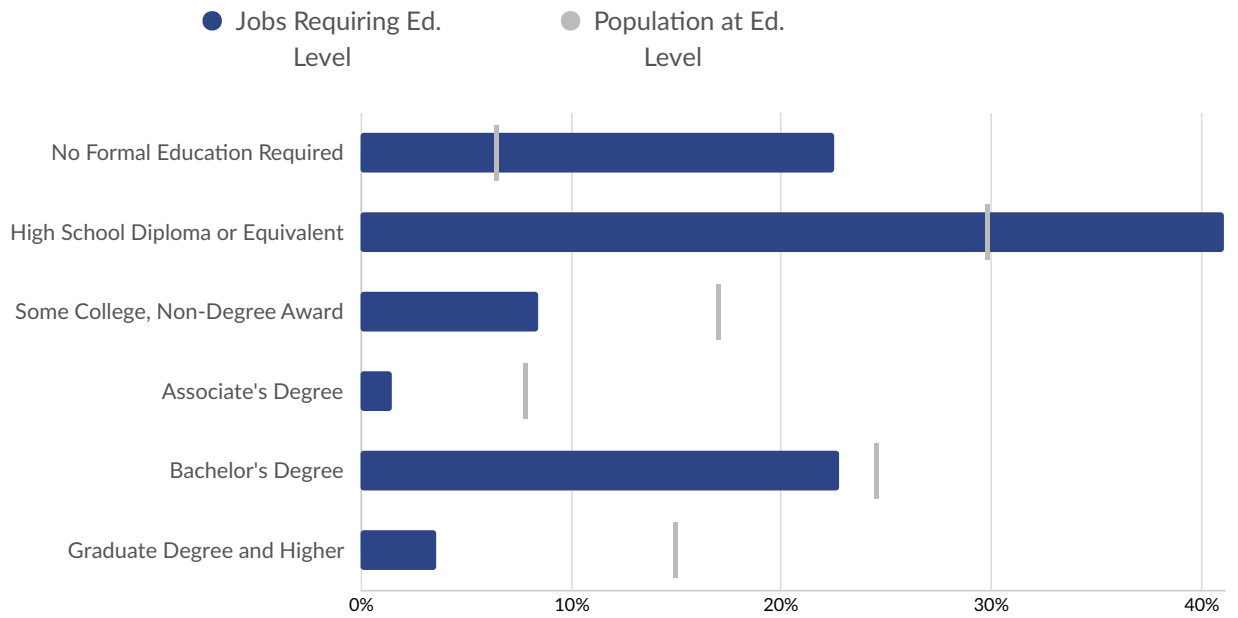
Top Occupation Earnings



Top Posted Occupations

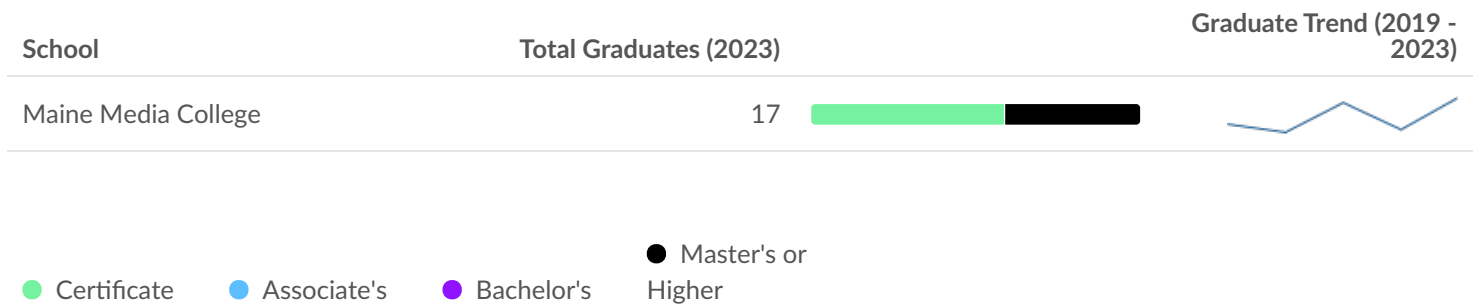


Underemployment



Educational Pipeline

In 2023, there were 17 graduates in Knox County, ME. This pipeline has grown by 143% over the last 5 years. The highest share of these graduates come from "Fine/Studio Arts, General" (Master's or Higher), "Fine/Studio Arts, General" (Certificate), and "Film/Cinema/Media Studies" (Certificate).



In-Demand Skills

