



Cumberland County, ME

Coastal Counties Workforce, Inc.



14 Maine St
Suite 203A
Brunswick, Maine 04011

Contents

Report Parameters	1
Economy Overview	2
Unemployment by Demographics	4
Historic & Projected Trends	8
Population Characteristics	12
Inbound and Outbound Migration	14
Industry Characteristics	17
Business Characteristics	22
Workforce Characteristics	24
Educational Pipeline	30
In-Demand Skills	31

Report Parameters

1 County

23005 Cumberland County, ME

Class of Worker

QCEW Employees, Non-QCEW Employees, and Self-Employed

The information in this report pertains to the chosen geographical area.

Economy Overview

310,230

Population (2023)

Population **grew by 15,867** over the last 5 years and is projected to **grow by 14,780** over the next 5 years.

213,847

Total Regional Employment

Jobs **grew by 4,699** over the last 5 years and are projected to **grow by 3,207** over the next 5 years.

\$87.7K

Median Household Income (2022)

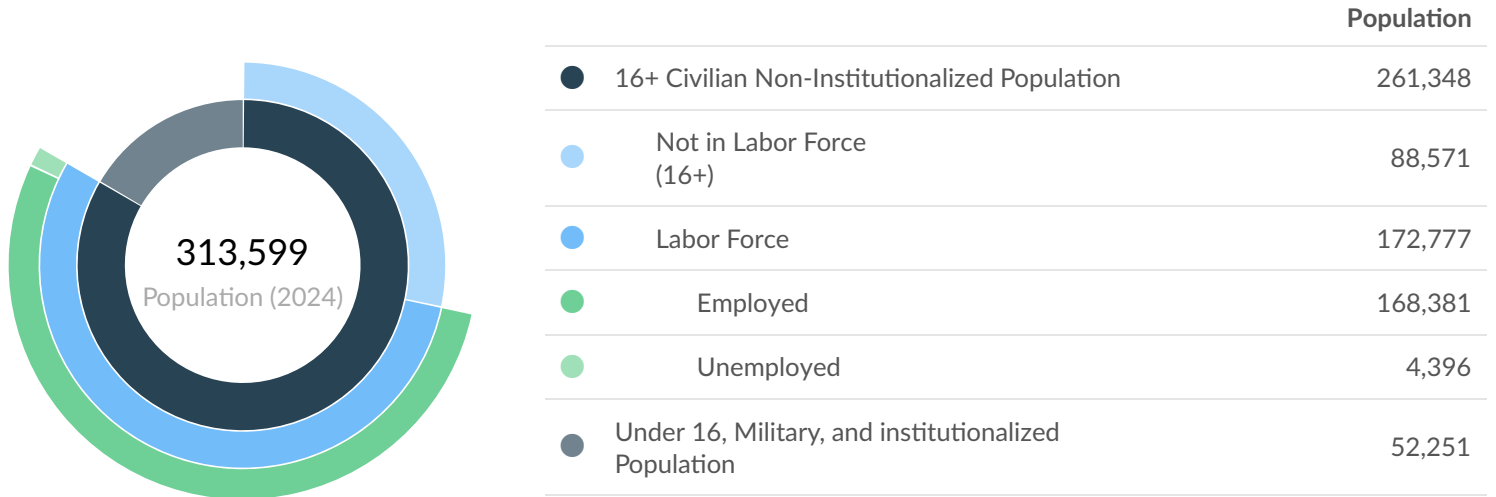
Median household income is **\$12.6K above** the national median household income of \$75.1K.

Takeaways

- As of 2023 the region's population **increased by 5.4%** since 2018, growing by 15,867. Population is expected to **increase by 4.8%** between 2023 and 2028, adding 14,780.
- From 2018 to 2023, jobs **increased by 2.2%** in Cumberland County, ME from 209,148 to **213,847**. This change **fell short of the national growth rate of 4.5% by 2.3%**. As the number of jobs increased, the **labor force participation rate decreased from 66.9% to 64.6% between 2018 and 2023**.
- Concerning educational attainment, **30.7% of Cumberland County, ME residents possess a Bachelor's Degree** (9.6% above the national average), and **8.7% hold an Associate's Degree** (0.1% below the national average).
- The top three industries in 2023 are Restaurants and Other Eating Places, General Medical and Surgical Hospitals, and Education and Hospitals (Local Government).

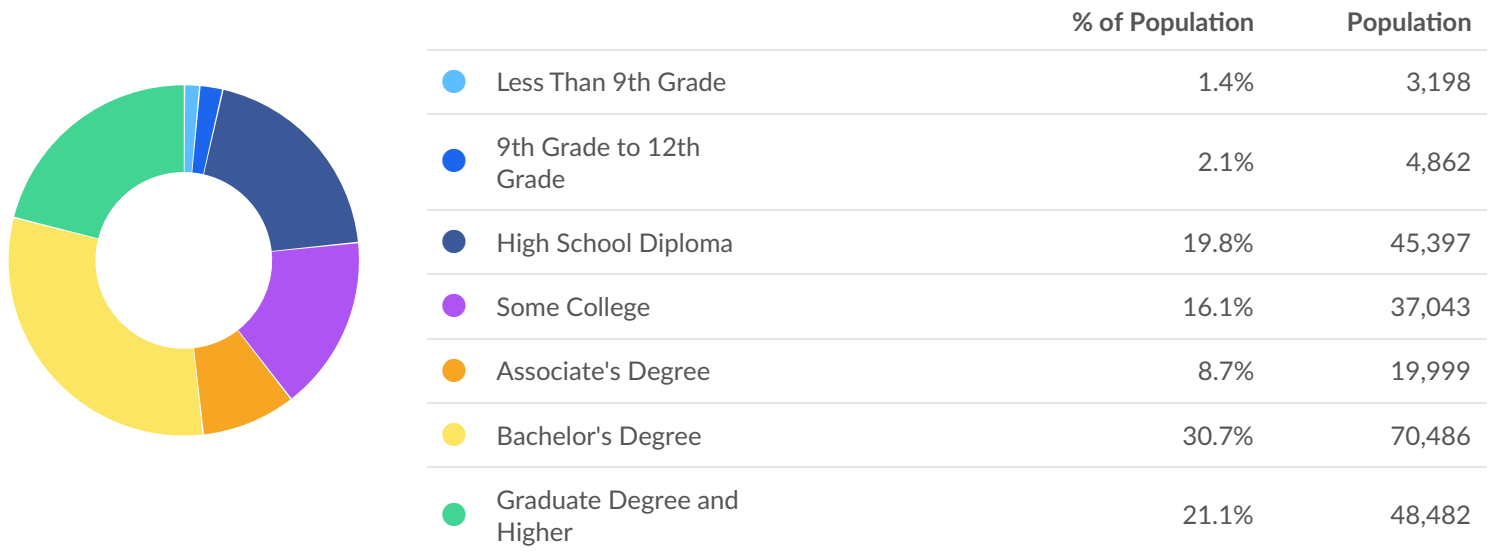
	Population (2024)	Labor Force (Oct 2024)	Jobs (2023)	Cost of Living	GRP	Imports	Exports
Region	313,599	172,777	213,847	123.2	\$32.01B	\$22.76B	\$25.69B
State	1,409,443	710,009	736,992	116.8	\$91.83B	\$91.74B	\$102.69B

Oct 2024 Labor Force Breakdown



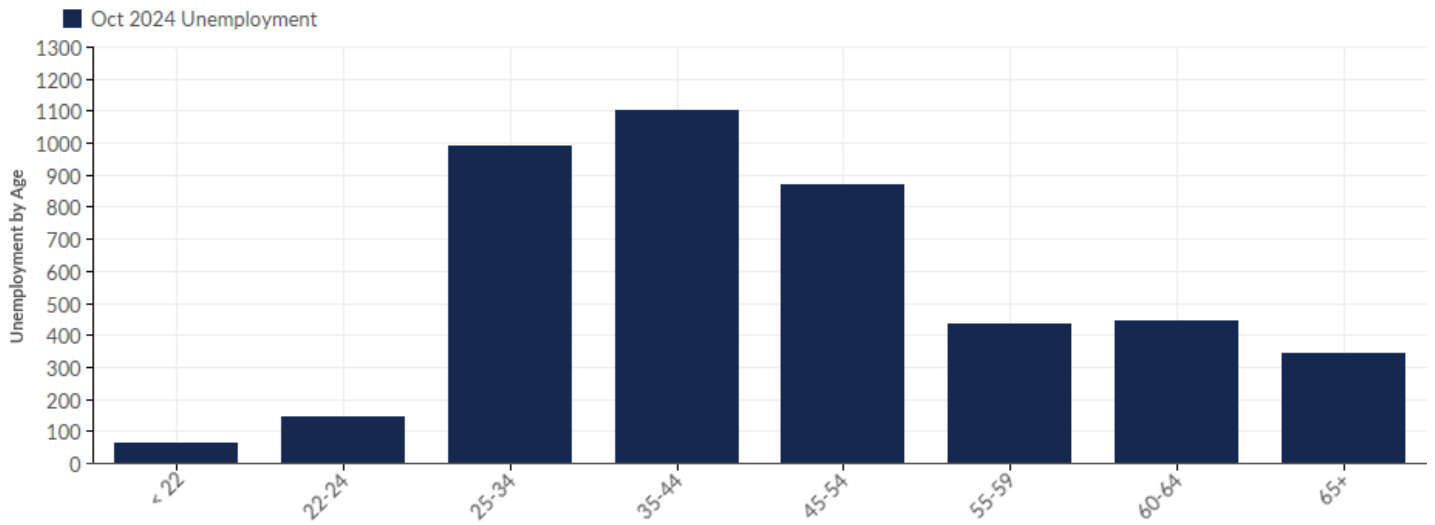
Educational Attainment

Concerning educational attainment, **30.7% of Cumberland County, ME residents possess a Bachelor's Degree** (9.6% above the national average), and **8.7% hold an Associate's Degree** (0.1% below the national average).



Unemployment by Demographics

Unemployment by Age



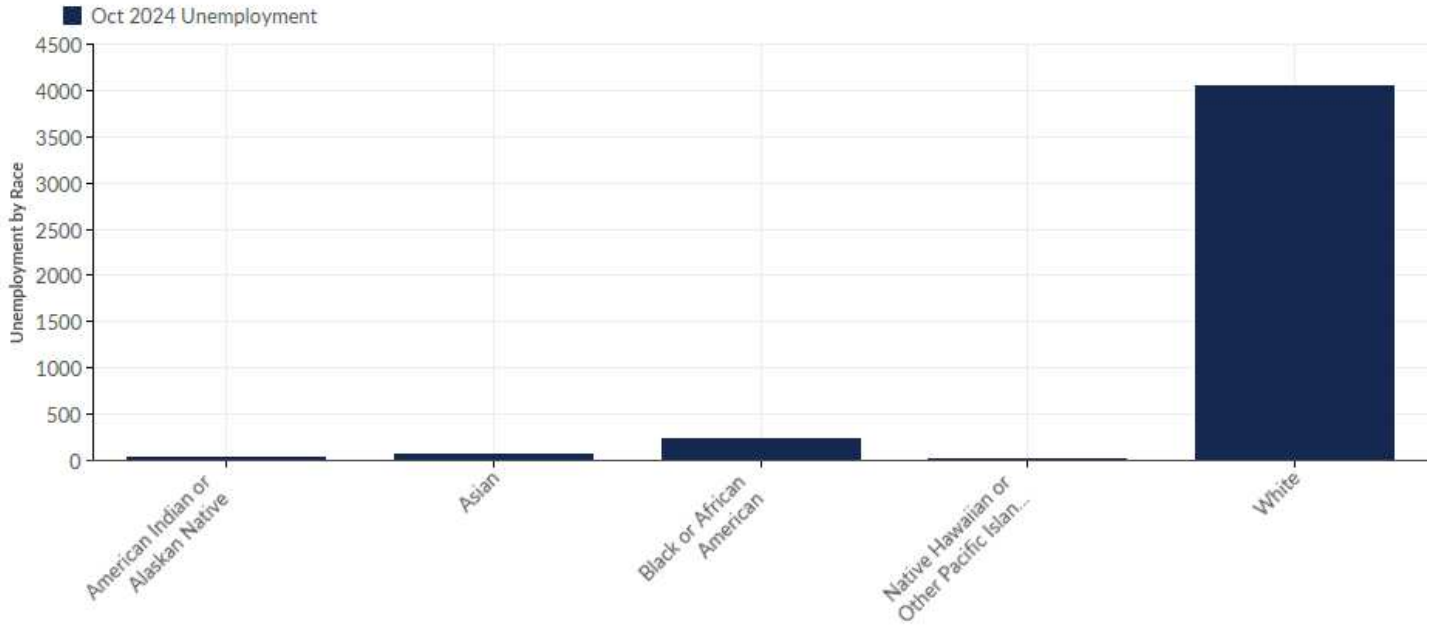
Age	Unemployment (Oct 2024)	% of Unemployed
< 22	61	1.39%
22-24	146	3.32%
25-34	990	22.52%
35-44	1,102	25.07%
45-54	871	19.81%
55-59	437	9.94%
60-64	447	10.17%
65+	342	7.78%
Total	4,396	100.00%

Unemployment by Gender



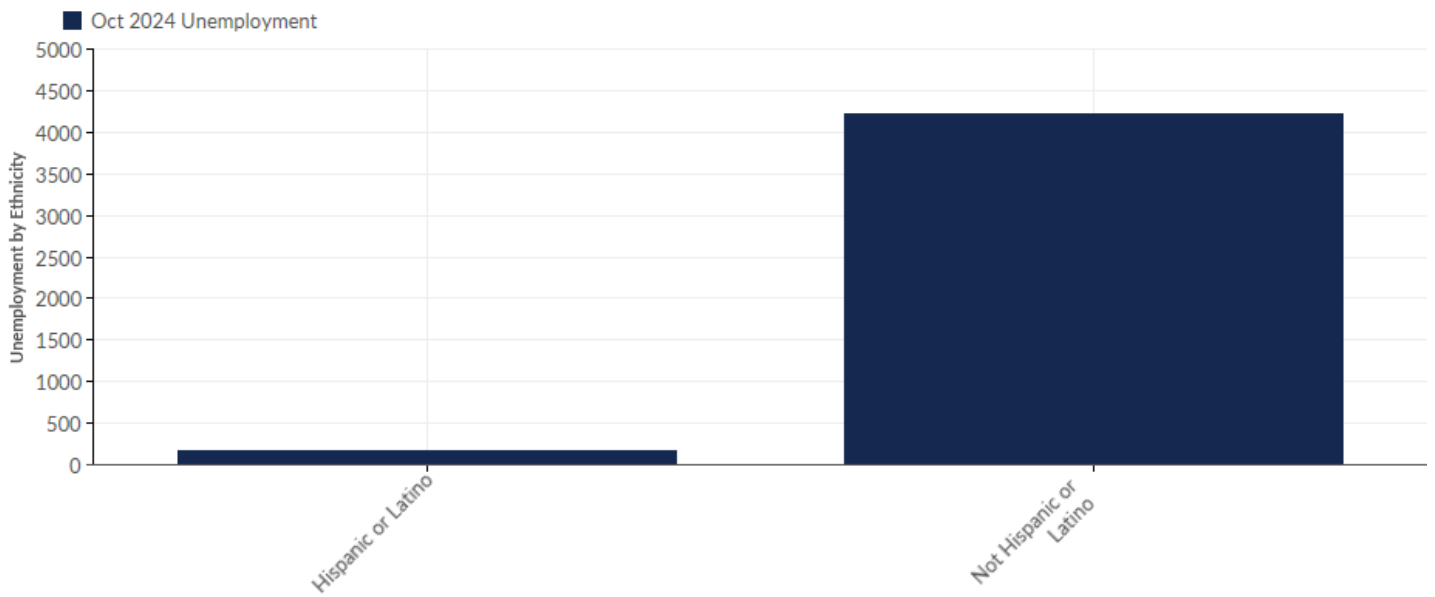
Gender	Unemployment (Oct 2024)	% of Unemployed
Females	2,192	49.86%
Males	2,204	50.14%
Total	4,396	100.00%

Unemployment by Race



Race	Unemployment (Oct 2024)	% of Unemployed
American Indian or Alaskan Native	38	0.86%
Asian	68	1.55%
Black or African American	238	5.41%
Native Hawaiian or Other Pacific Islander	11	0.25%
White	4,041	91.92%
Total	4,396	100.00%

Unemployment by Ethnicity

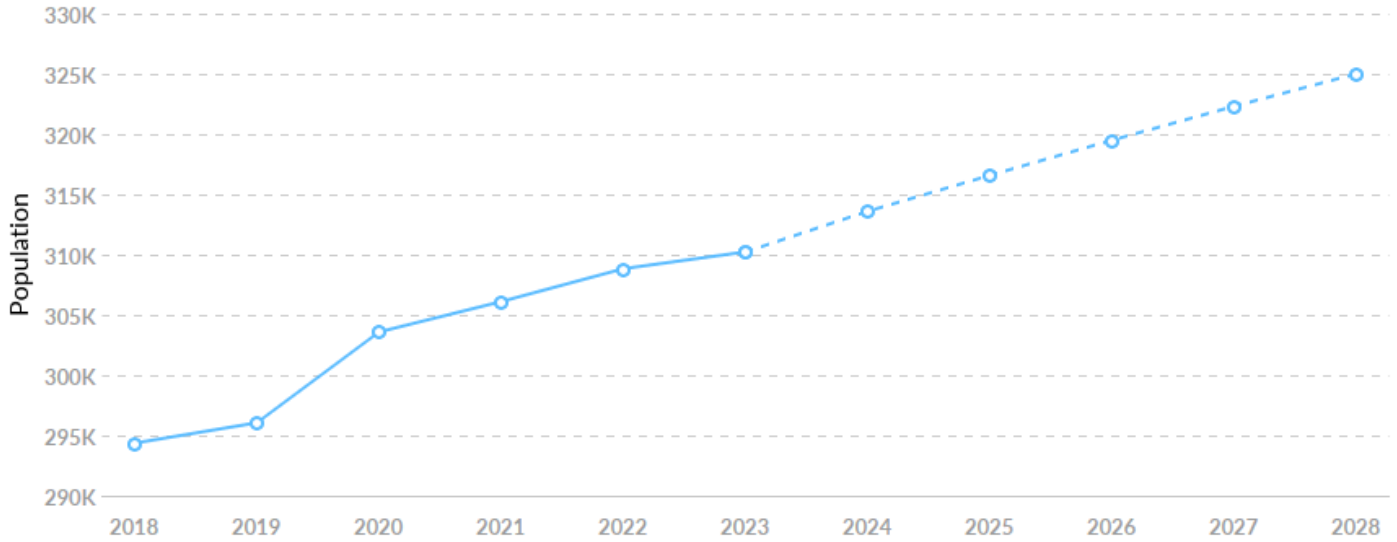


Ethnicity	Unemployment (Oct 2024)	% of Unemployed
Hispanic or Latino	168	3.82%
Not Hispanic or Latino	4,228	96.18%
Total	4,396	100.00%

Historic & Projected Trends

Population Trends

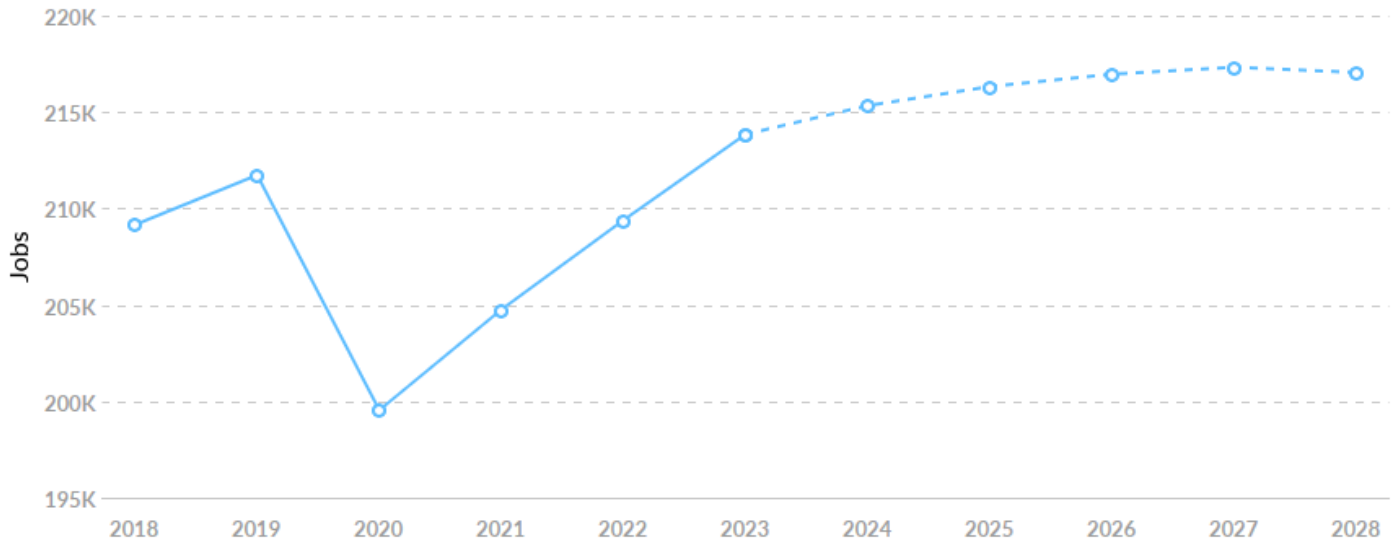
As of 2023 the region's population increased by 5.4% since 2018, growing by 15,867. Population is expected to increase by 4.8% between 2023 and 2028, adding 14,780.



Timeframe	Population
2018	294,363
2019	296,052
2020	303,585
2021	306,107
2022	308,837
2023	310,230
2024	313,599
2025	316,581
2026	319,500
2027	322,317
2028	325,010

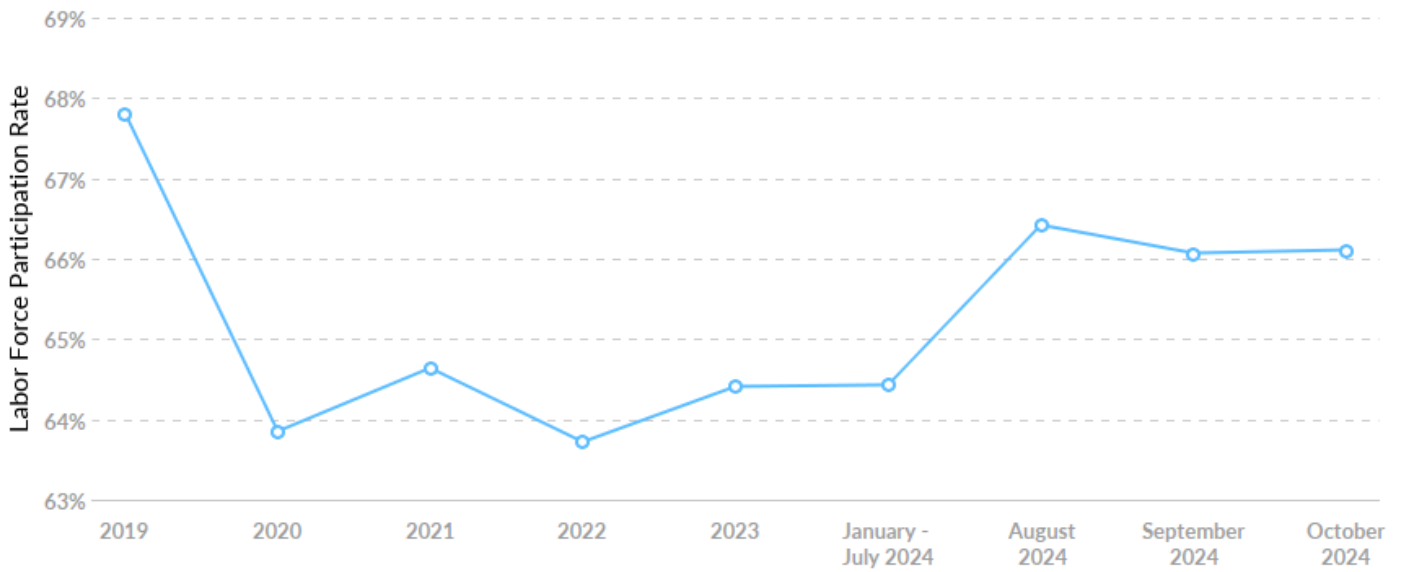
Job Trends

From 2018 to 2023, jobs increased by 2.2% in Cumberland County, ME from 209,148 to 213,847. This change fell short of the national growth rate of 4.5% by 2.3%.



Timeframe	Jobs
2018	209,148
2019	211,726
2020	199,529
2021	204,750
2022	209,390
2023	213,847
2024	215,334
2025	216,323
2026	216,965
2027	217,327
2028	217,054

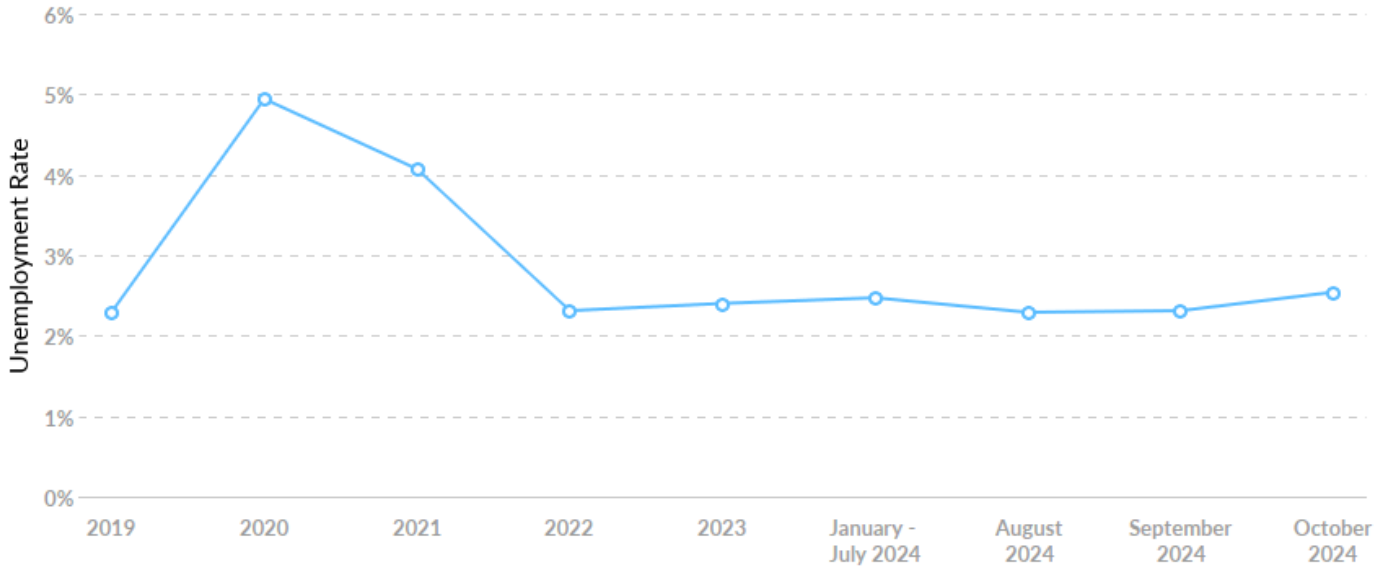
Labor Force Participation Rate Trends



Timeframe	Labor Force Participation Rate
2019	67.81%
2020	63.85%
2021	64.64%
2022	63.72%
2023	64.41%
January - July 2024	64.43%
August 2024	66.42%
September 2024	66.07%
October 2024	66.11%

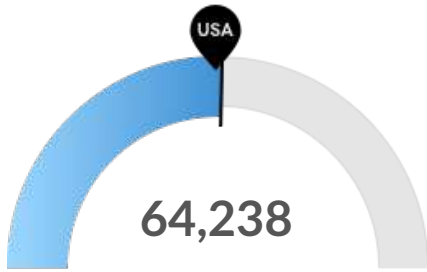
Unemployment Rate Trends

Cumberland County, ME had an October 2024 unemployment rate of 2.54%, **increasing from 2.29%** 5 years before.



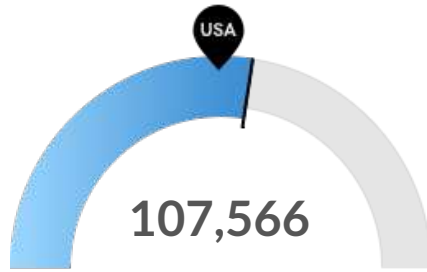
Timeframe	Unemployment Rate
2019	2.29%
2020	4.94%
2021	4.07%
2022	2.31%
2023	2.40%
January - July 2024	2.47%
August 2024	2.29%
September 2024	2.31%
October 2024	2.54%

Population Characteristics



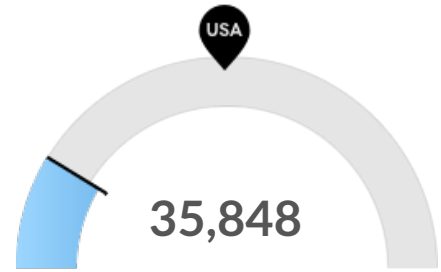
Millennials

Cumberland County, ME has 64,238 millennials (ages 25-39). The national average for an area this size is 63,034.



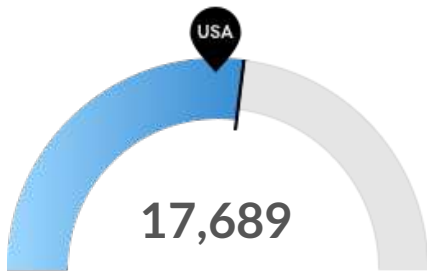
Retiring Soon

Retirement risk is high in Cumberland County, ME. The national average for an area this size is 93,651 people 55 or older, while there are 107,566 here.



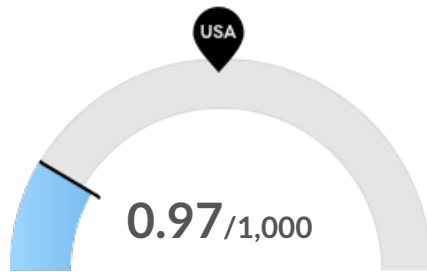
Racial Diversity

Racial diversity is low in Cumberland County, ME. The national average for an area this size is 129,202 racially diverse people, while there are 35,848 here.



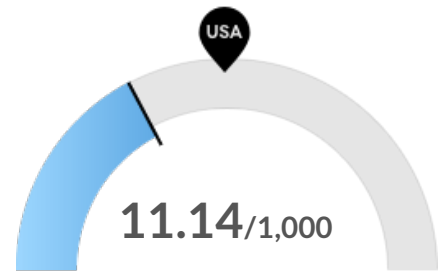
Veterans

Cumberland County, ME has 17,689 veterans. The national average for an area this size is 15,790.



Violent Crime

Cumberland County, ME has 0.97 violent crimes per 1,000 people. The national rate is 3.6 per 1,000 people.



Property Crime

Cumberland County, ME has 11.14 property crimes per 1,000 people. The national rate is 18.22 per 1,000 people.

Place of Work vs Place of Residence

Understanding where talent in Cumberland County, ME currently works compared to where talent lives can help you optimize site decisions.



Where Talent Works

County	Name	2023 Employment
23005	Cumberland County, ME	213,847

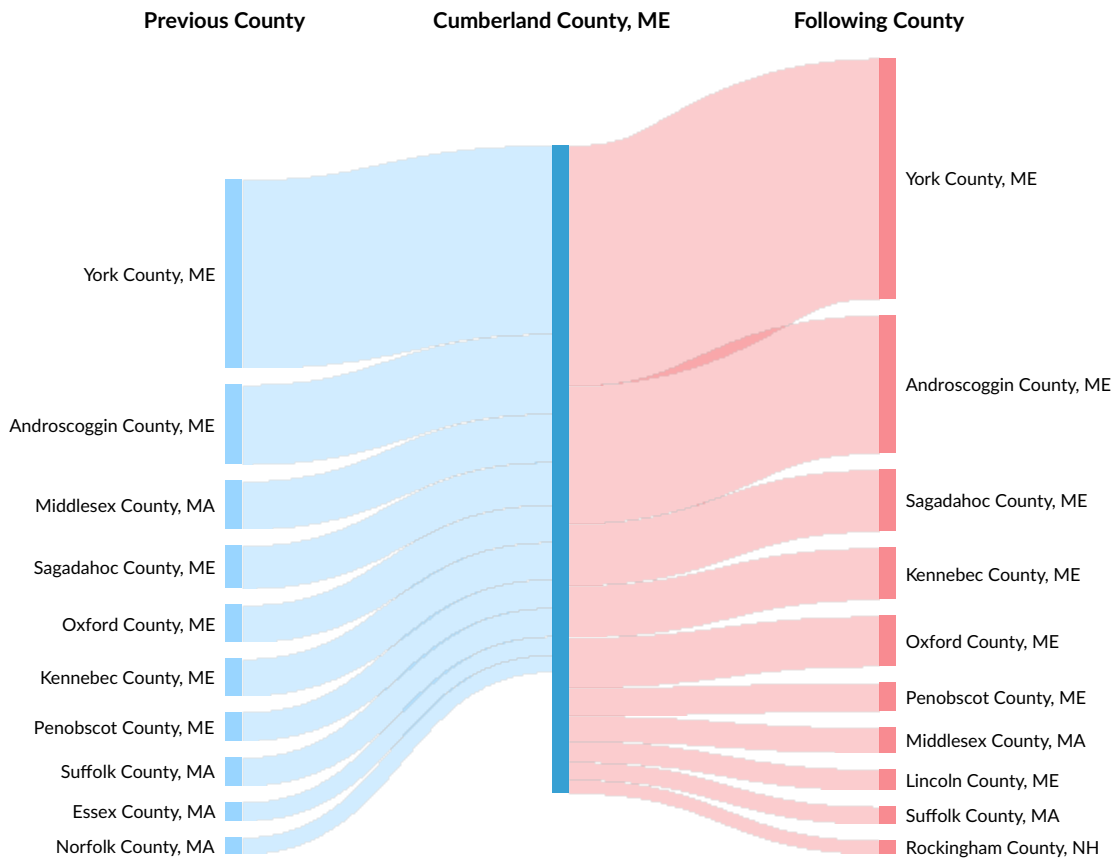
Where Talent Lives

County	Name	2023 Workers
23005	Cumberland County, ME	176,268

Inbound and Outbound Migration

The table below analyzes past and current residents of Cumberland County, ME. The left column shows residents of other counties migrating to Cumberland County, ME. The right column shows residents migrating from Cumberland County, ME to other counties.

As of 2022, **1,817** people have migrated from York County, ME to Cumberland County, ME. In the same year, **2,317** people left Cumberland County, ME migrating to York County, ME. The total Net Migration for Cumberland County, ME in 2022 was **288**.



Top Previous Counties	Migrations
York County, ME	1,817
Androscoggin County, ME	769
Middlesex County, MA	465
Sagadahoc County, ME	413
Oxford County, ME	359

Top Previous Counties	Migrations
Kennebec County, ME	357
Penobscot County, ME	276
Suffolk County, MA	273
Essex County, MA	179
Norfolk County, MA	161
Rockingham County, NH	151
Lincoln County, ME	139
Hillsborough County, NH	137
Kings County, NY	132
Worcester County, MA	124
Top Following Counties	Migrations
York County, ME	2,317
Androscoggin County, ME	1,328
Sagadahoc County, ME	594
Kennebec County, ME	500
Oxford County, ME	483
Penobscot County, ME	273
Middlesex County, MA	244
Lincoln County, ME	200
Suffolk County, MA	168
Rockingham County, NH	132
Franklin County, ME	126
Essex County, MA	124
Somerset County, ME	116
Hancock County, ME	106

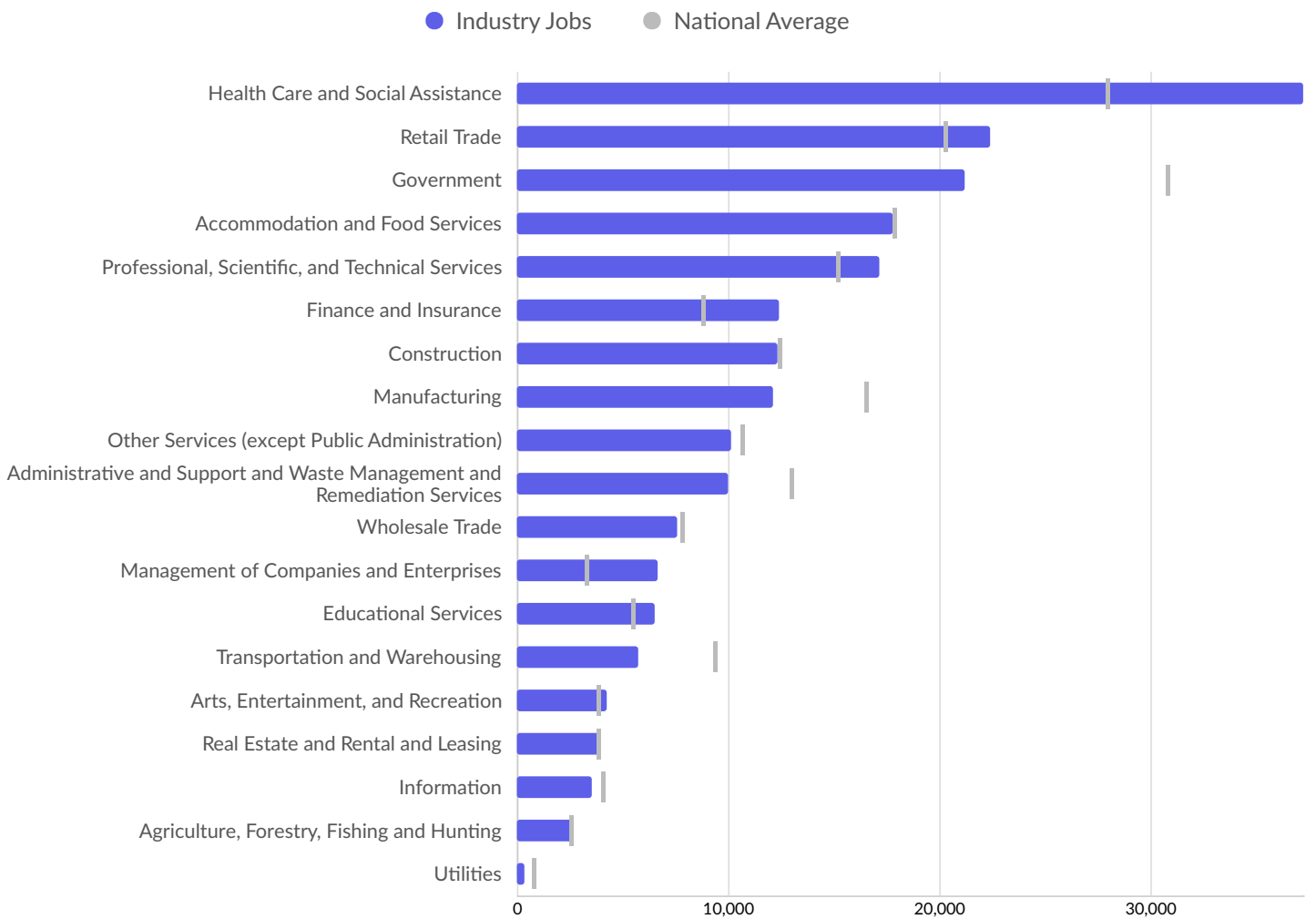
Top Following Counties**Migrations**

Knox County, ME

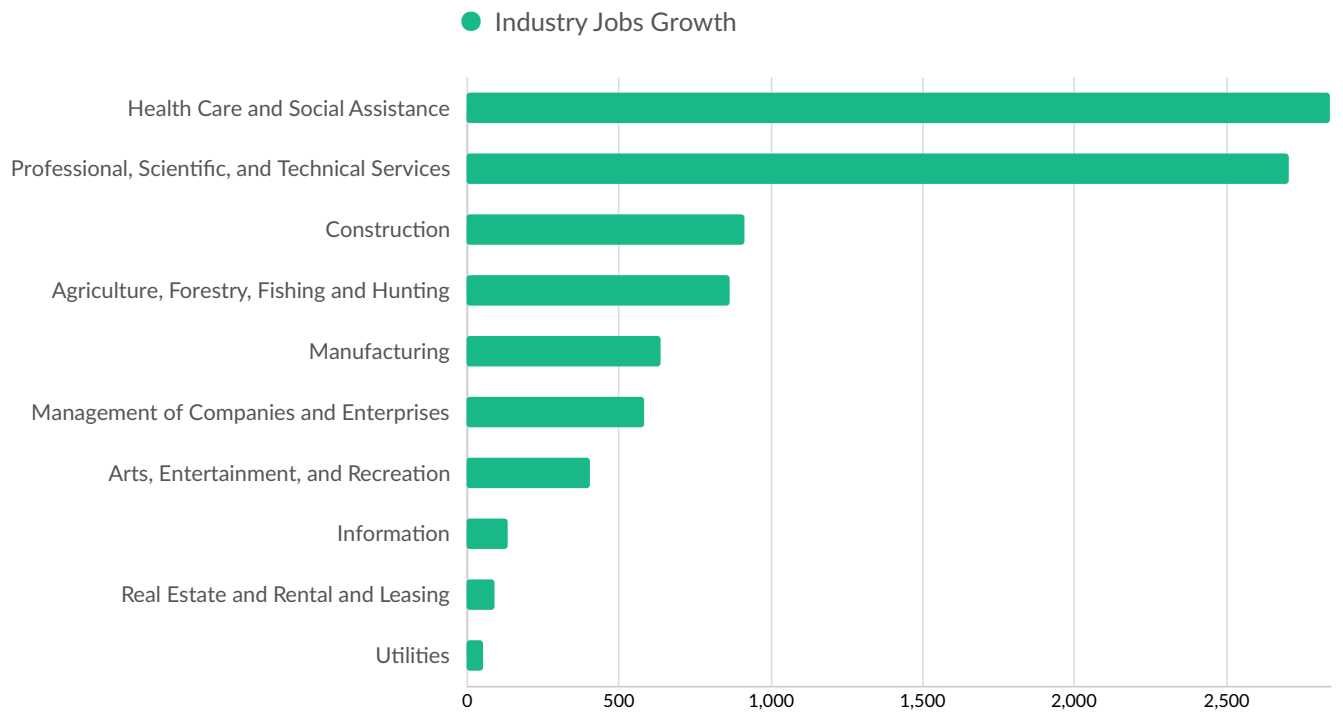
99

Industry Characteristics

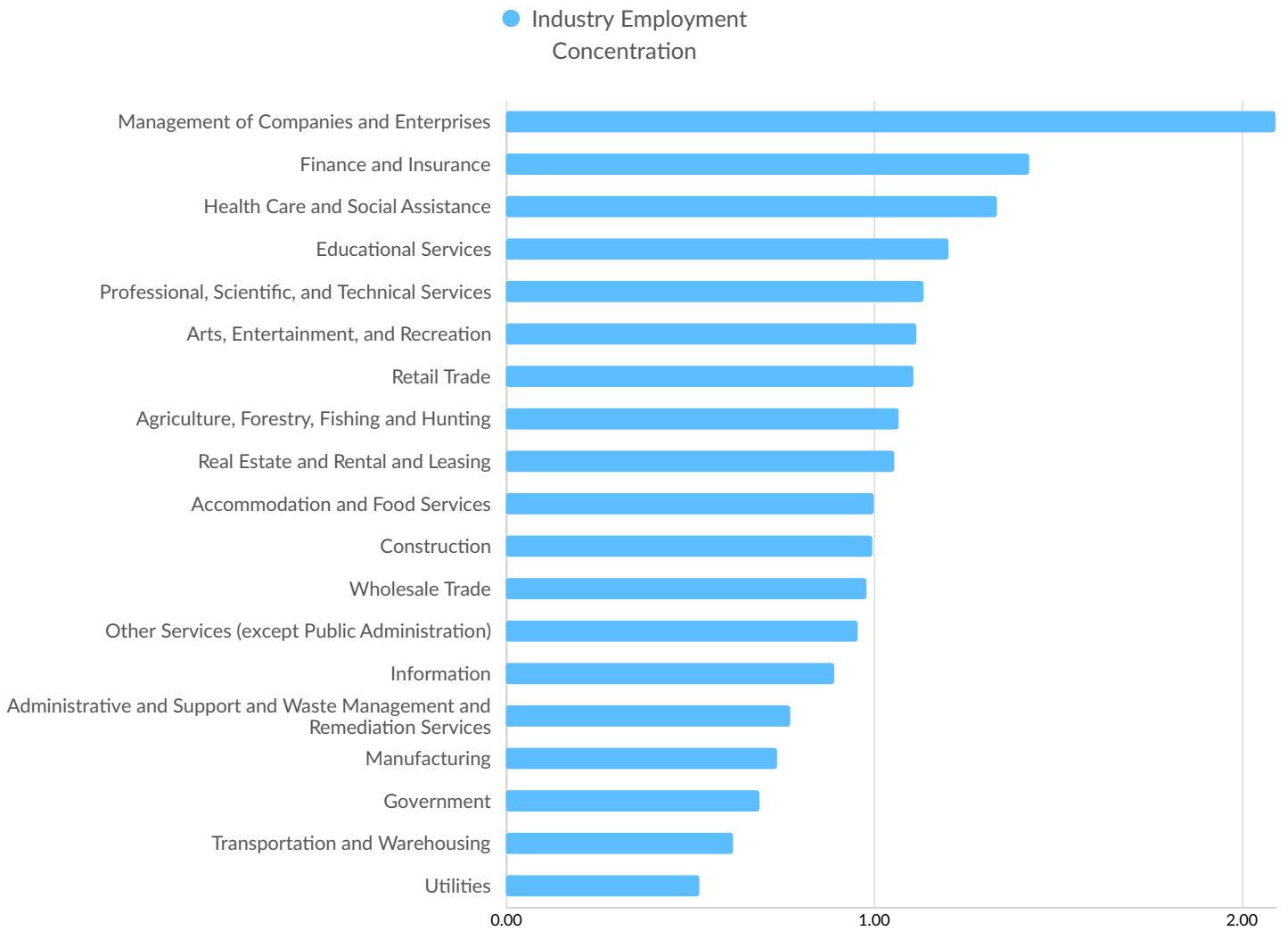
Largest Industries



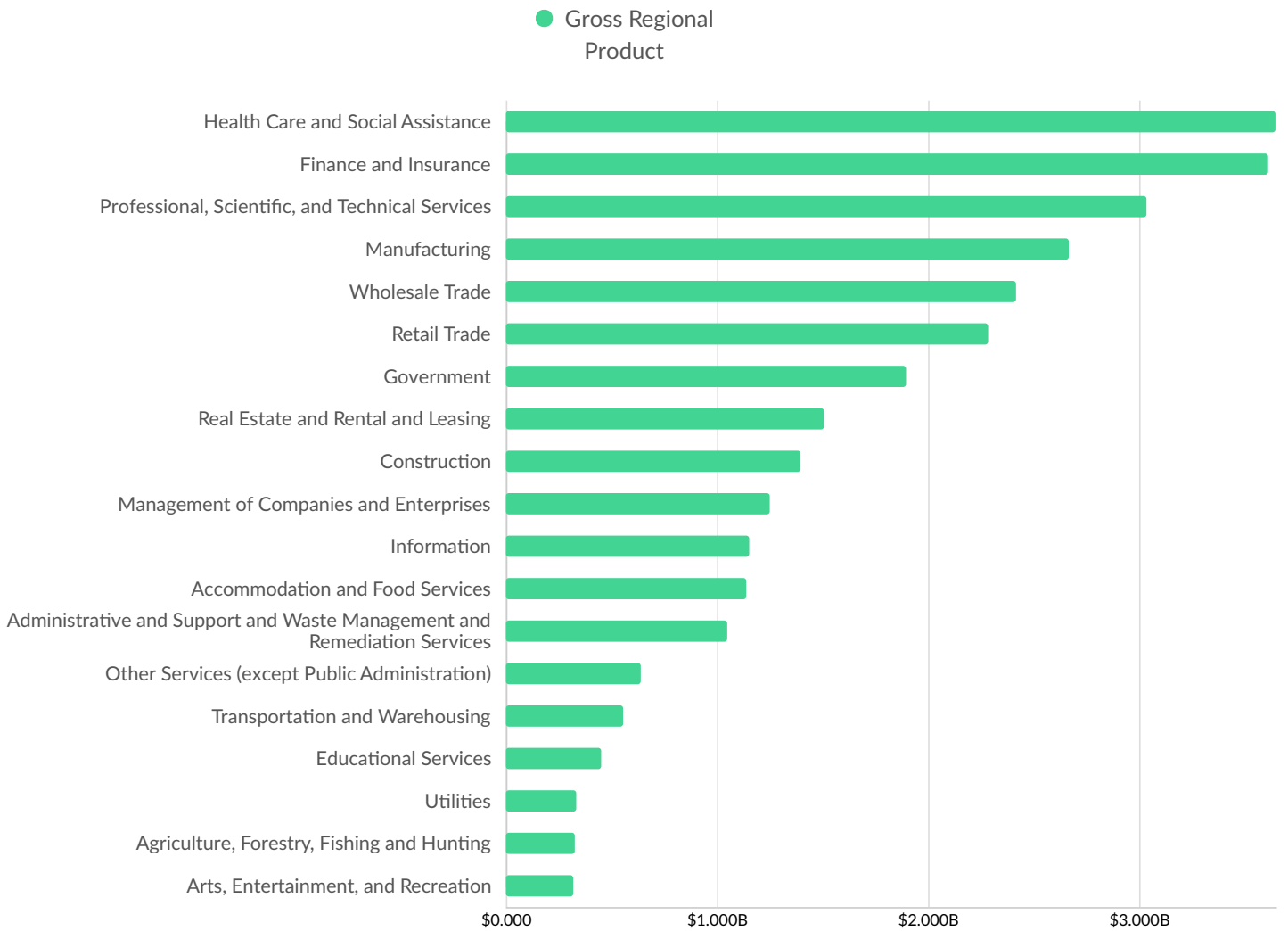
Top Growing Industries



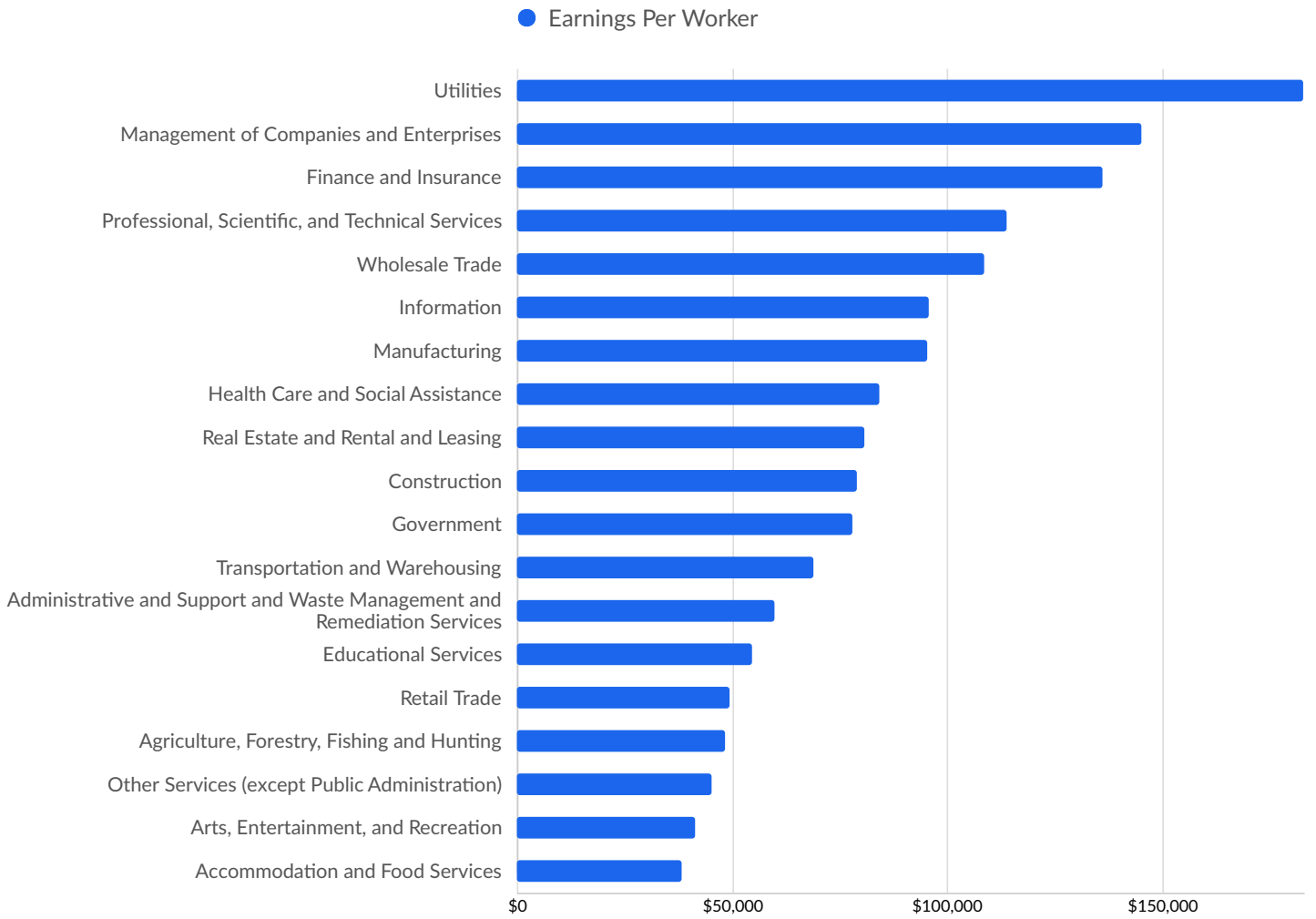
Top Industry Employment Concentration



Top Industry GRP























Top Industry Earnings



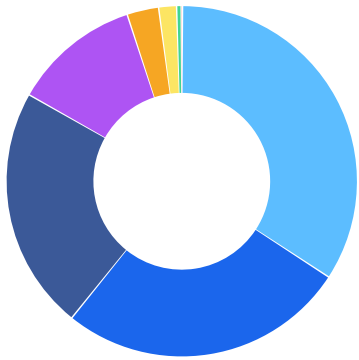
Business Characteristics

43,773 Companies Employ Your Workers

Online profiles for your workers mention 43,773 companies as employers, with the top 10 appearing below. In the last 12 months, 2,814 companies in Cumberland County, ME posted job postings, with the top 10 appearing below.

Top Companies	Profiles	Top Companies Posting	Unique Postings
Maine Medical Center	4,987 	Maine Medical Center	5,099 
Unum	2,282 	Hannaford Brothers Company	820 
IDEXX	2,153 	Maine Behavioral Healthcare	580 
L.L. Bean	1,541 	Elevance Health	554 
University of Southern Maine	1,296 	TD Bank	494 
TD Bank	1,012 	Unum	406 
WEX	915 	Spurwink Services	395 
Hannaford Brothers Company	902 	Bowdoin College	338 
Bowdoin College	891 	Avangrid	326 
State Of Maine	722 	IDEXX Laboratories	321 

Business Size

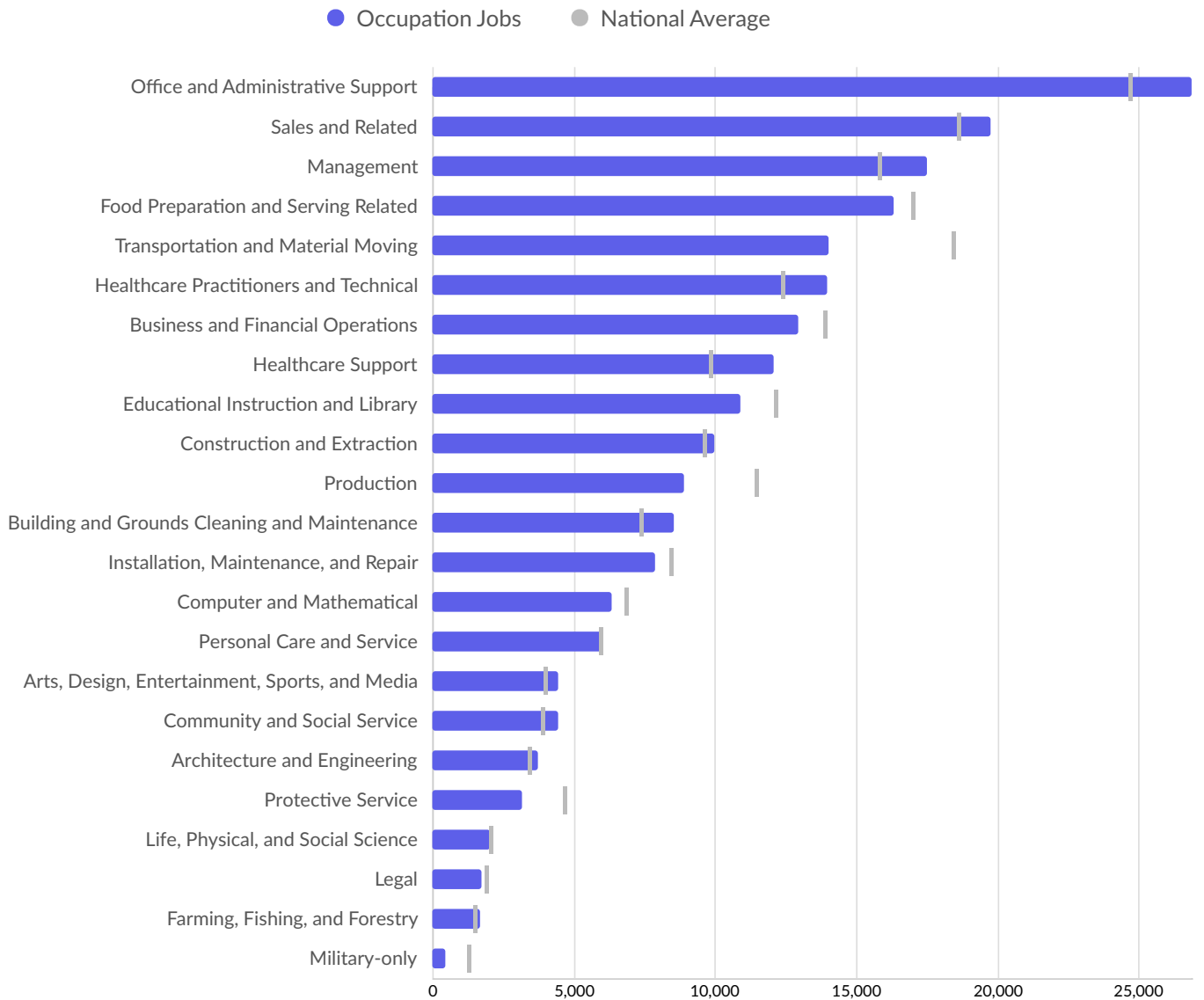


	Percentage	Business Count
● 1 to 4 employees	34.1%	5,857
● 5 to 9 employees	26.6%	4,565
● 10 to 19 employees	22.4%	3,847
● 20 to 49 employees	11.8%	2,018
● 50 to 99 employees	2.9%	502
● 100 to 249 employees	1.6%	282
● 250 to 499 employees	0.4%	72
● 500+ employees	0.1%	21

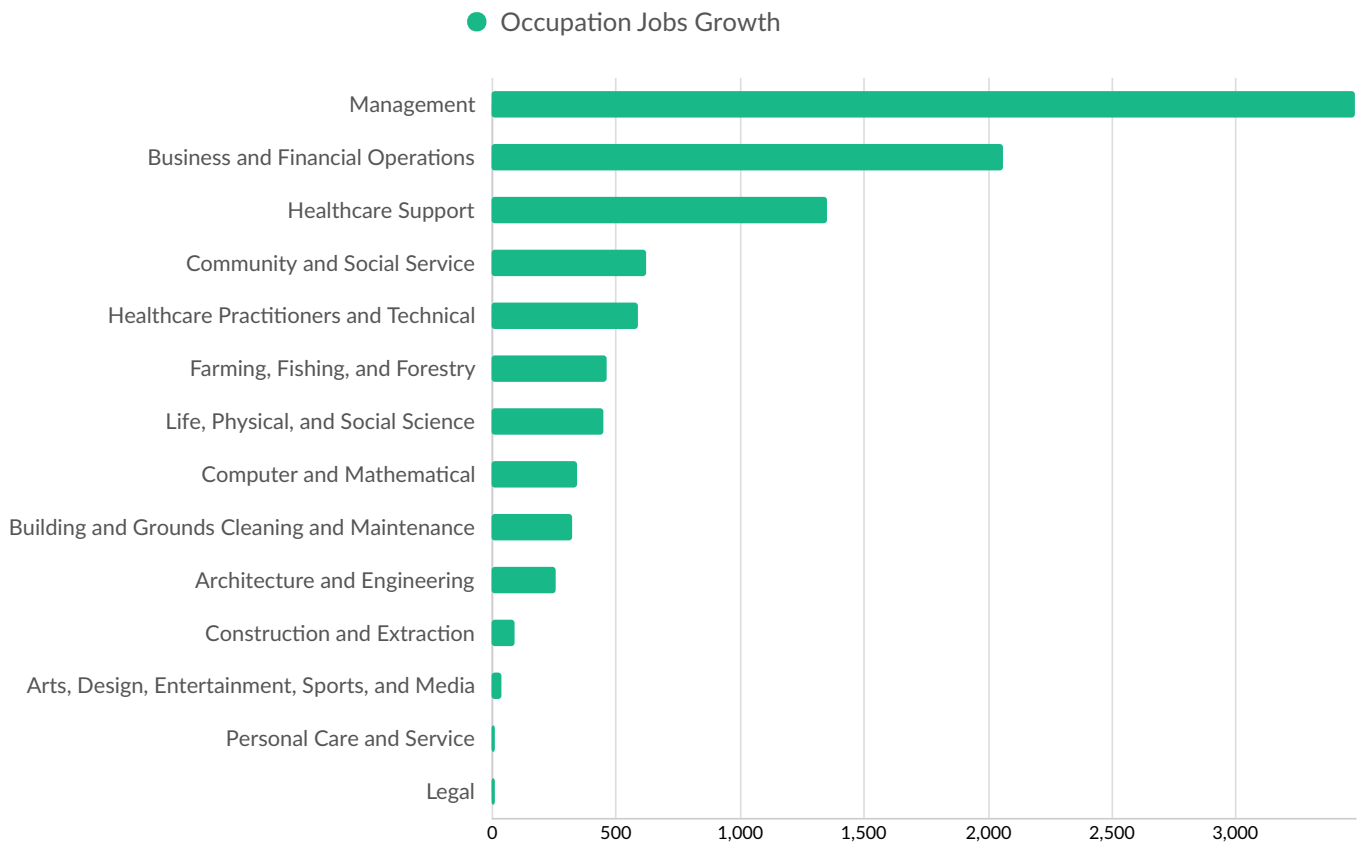
*Business Data by DatabaseUSA.com is third-party data provided by Lightcast to its customers as a convenience, and Lightcast does not endorse or warrant its accuracy or consistency with other published Lightcast data. In most cases, the Business Count will not match total companies with profiles on the summary tab.

Workforce Characteristics

Largest Occupations



Top Growing Occupations

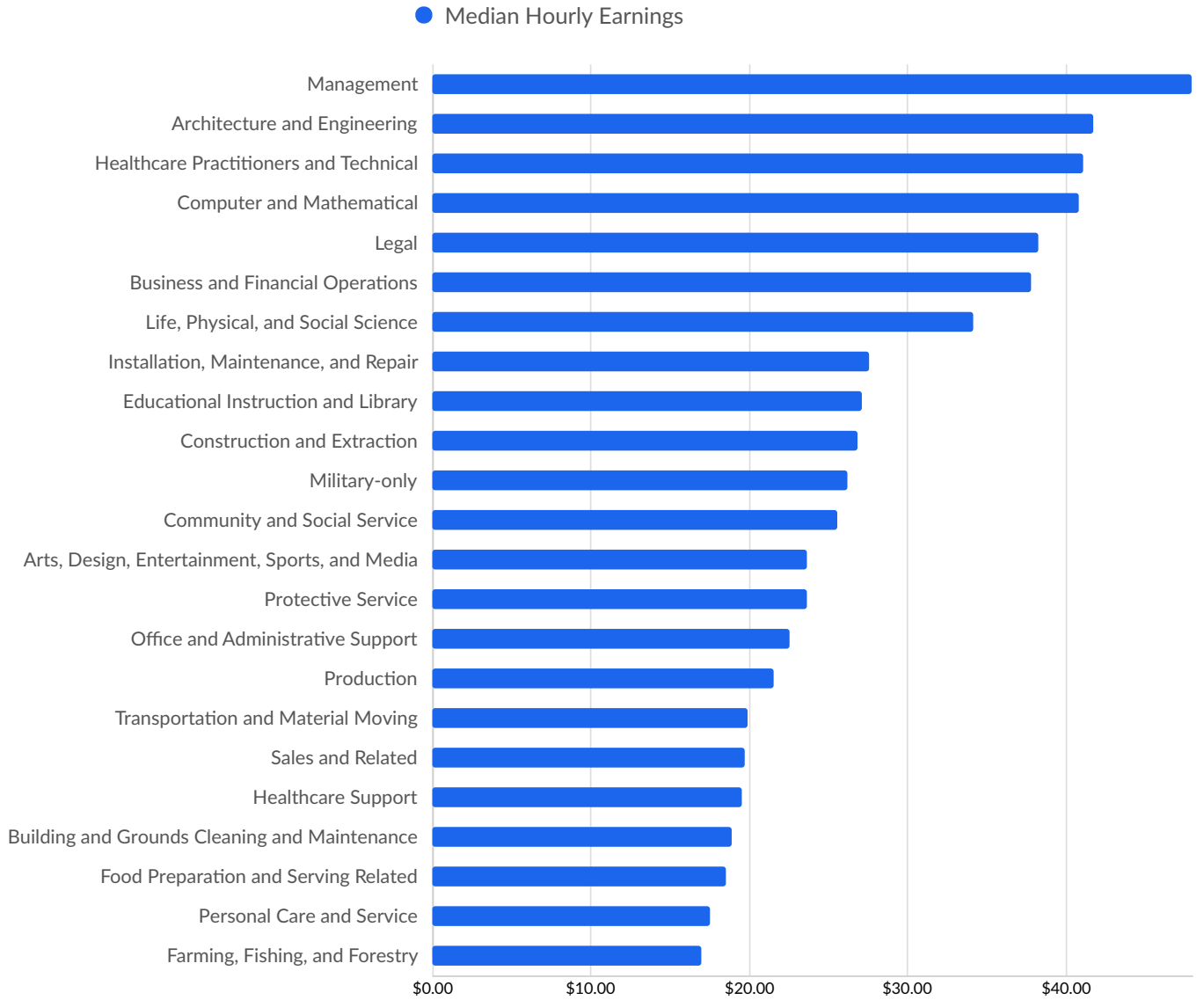


Top Occupation Employment Concentration

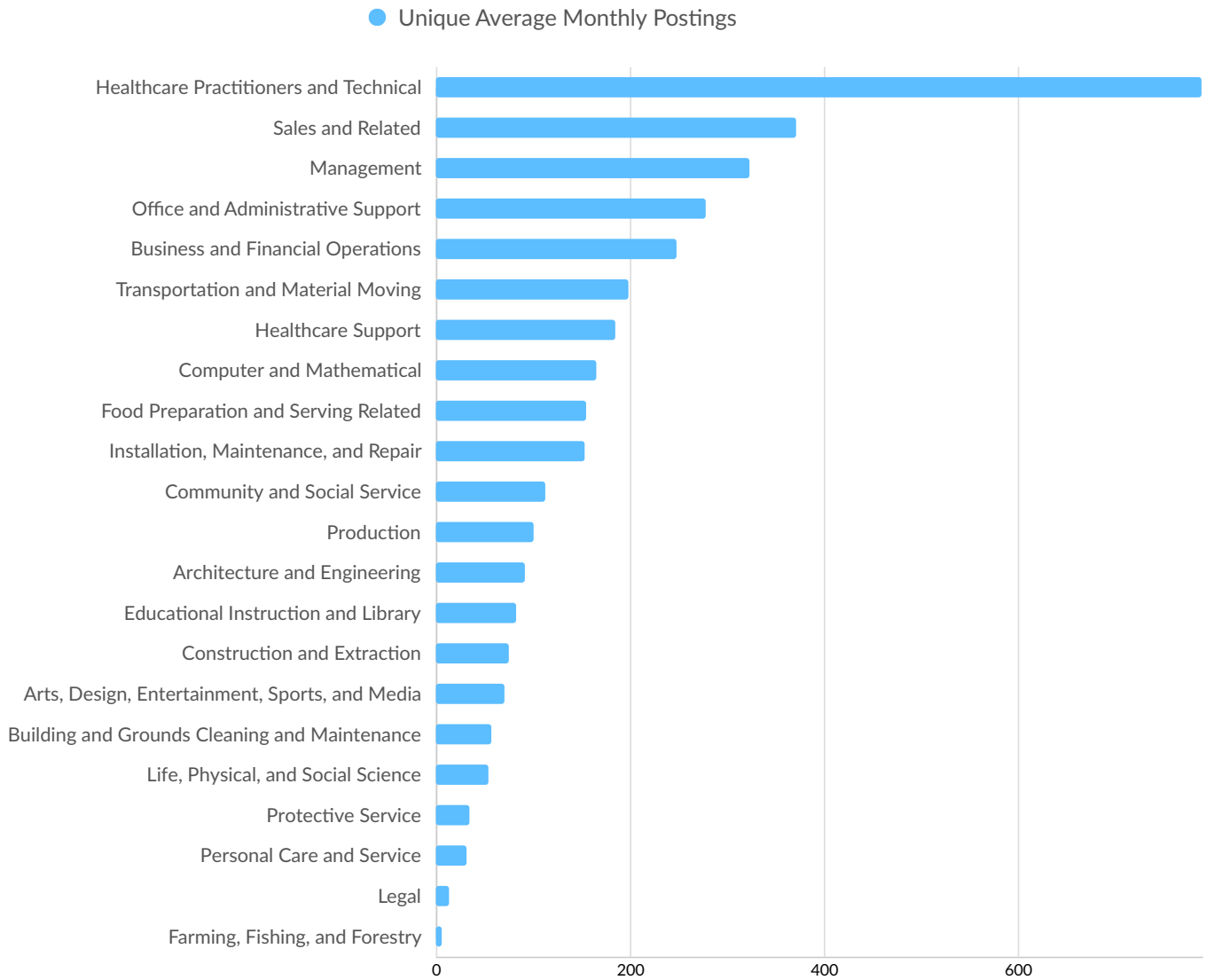
● Occupation Employment Concentration



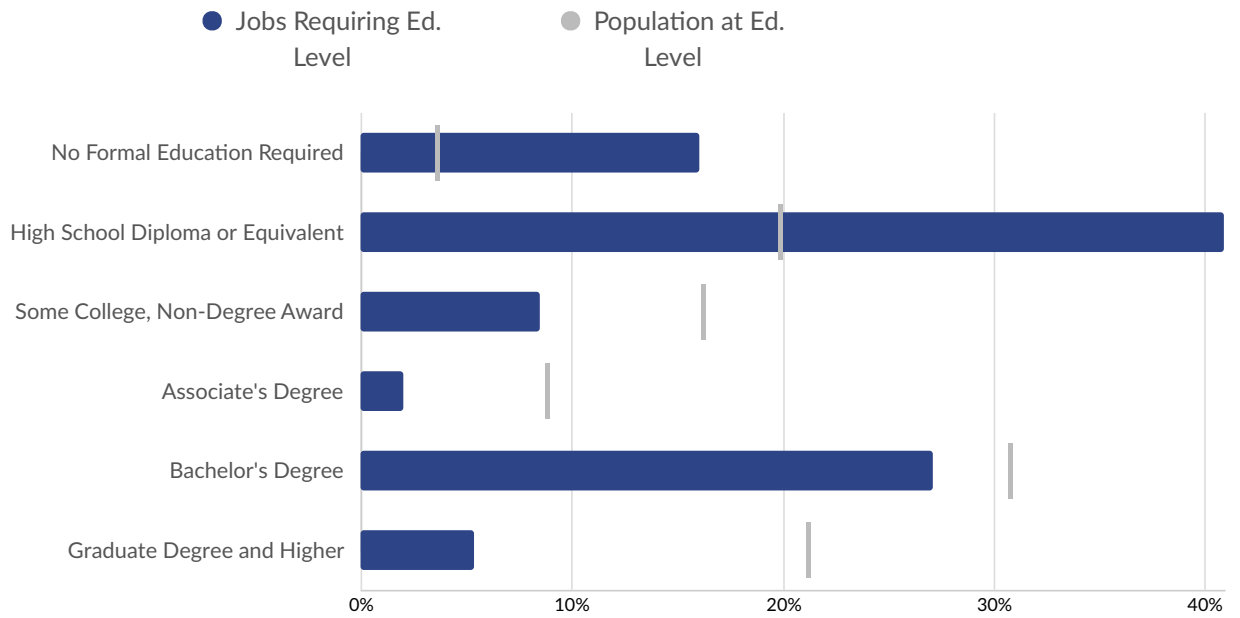
Top Occupation Earnings



Top Posted Occupations



Underemployment



Educational Pipeline

In 2023, there were 4,637 graduates in Cumberland County, ME. This pipeline has remained stable (neither grown nor shrunk) over the last 5 years. The highest share of these graduates come from "Registered Nursing/Registered Nurse" (Bachelor's), "Liberal Arts and Sciences/Liberal Studies" (Associate's), and "Political Science and Government, General" (Bachelor's).

School	Total Graduates (2023)	Graduate Trend (2019 - 2023)
University of Southern Maine	1,644	
Southern Maine Community College	784	
Bowdoin College	667	
Saint Joseph's College of Maine	485	
Unity Environmental University	454	
Spa Tech Institute-Westbrook	252	
Northeast Technical Institute	151	
Maine College of Art & Design	113	
Empire Beauty School-Maine	77	
Institute for Doctoral Studies in the Visual Arts	10	

● Certificate
 ● Associate's
 ● Bachelor's
 ● Master's or Higher

In-Demand Skills

