



6 Maine Counties

Coastal Counties Workforce, Inc.



14 Maine St
Suite 203A
Brunswick, Maine 04011

Contents

Report Parameters	1
Economy Overview	2
Unemployment by Demographics	4
Historic & Projected Trends	8
Population Characteristics	12
Inbound and Outbound Migration	14
Industry Characteristics	16
Business Characteristics	21
Workforce Characteristics	23
Educational Pipeline	29
In-Demand Skills	30

Report Parameters

6 Counties

23005	Cumberland County, ME	23023	Sagadahoc County, ME
23013	Knox County, ME	23027	Waldo County, ME
23015	Lincoln County, ME	23031	York County, ME

Class of Worker

QCEW Employees, Non-QCEW Employees, and Self-Employed

The information in this report pertains to the chosen geographical areas.

Economy Overview

684,433

Population (2023)

Population **grew by 34,374** over the last 5 years and is projected to **grow by 32,044** over the next 5 years.

375,402

Total Regional Employment

Jobs **grew by 11,251** over the last 5 years and are projected to **grow by 6,360** over the next 5 years.

\$74.3K

Avg. Earnings Per Job (2023)

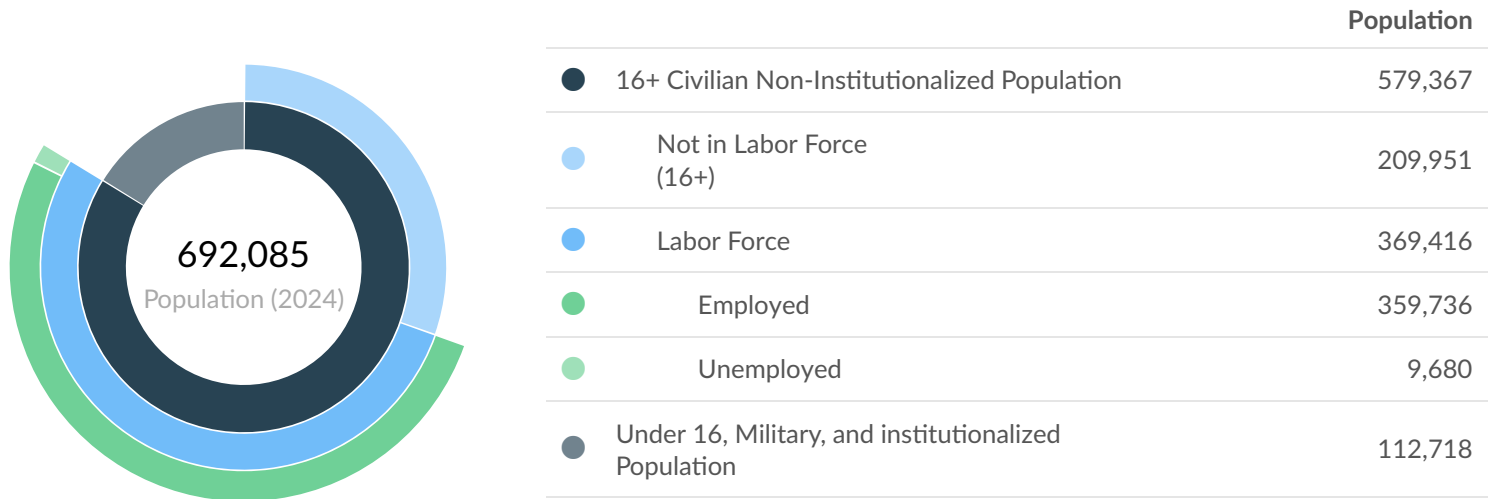
Regional average earnings per job are **\$9.0K below** the national average earnings of \$83.3K per job.

Takeaways

- As of 2023 the region's population **increased by 5.3%** since 2018, growing by 34,374. Population is expected to **increase by 4.7%** between 2023 and 2028, adding 32,044.
- From 2018 to 2023, jobs **increased by 3.1%** in 6 Maine Counties from 364,151 to **375,402**. This change **fell short of the national growth rate of 4.5% by 1.4%**. As the number of jobs increased, the **labor force participation rate decreased from 65.3% to 62.3% between 2018 and 2023**.
- Concerning educational attainment, **26.0% of the selected regions' residents possess a Bachelor's Degree** (4.8% above the national average), and **9.6% hold an Associate's Degree** (0.8% above the national average).
- The top three industries in 2023 are Restaurants and Other Eating Places, Education and Hospitals (Local Government), and General Medical and Surgical Hospitals.

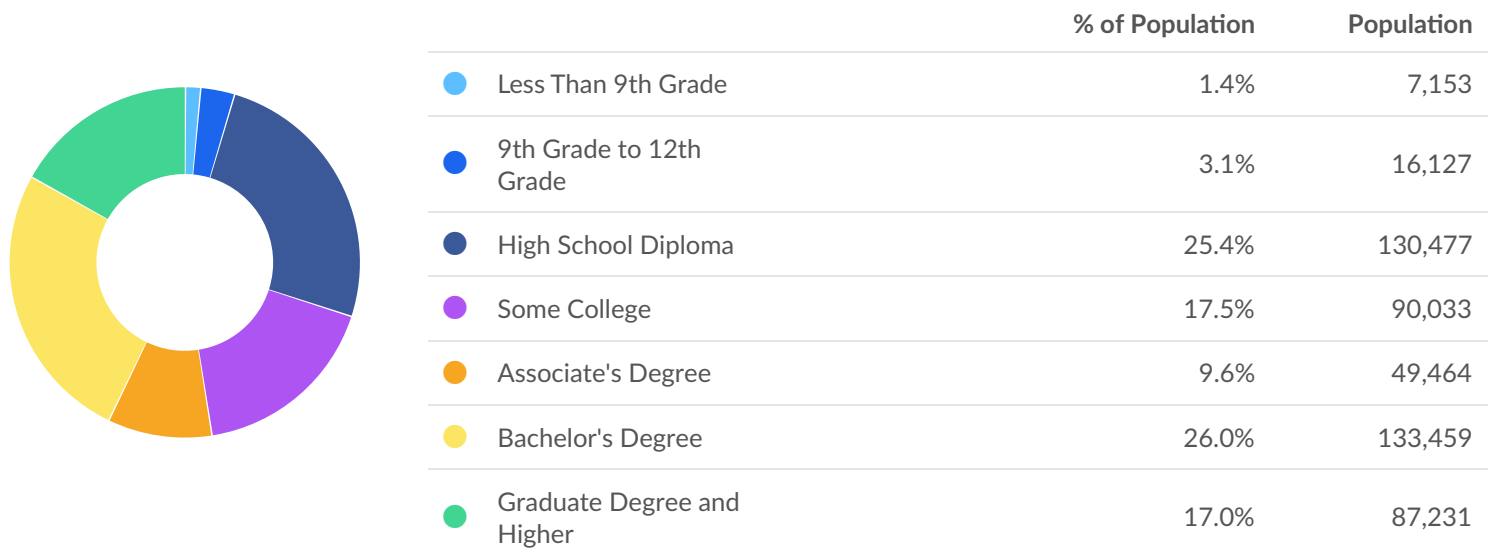
	Population (2024)	Labor Force (Oct 2024)	Jobs (2023)	Cost of Living	GRP	Imports	Exports
Region	692,085	369,416	375,402	120.3	\$52.84B	\$53.89B	\$56.35B
State	1,409,443	710,009	736,992	116.8	\$91.83B	\$91.74B	\$102.69B

Oct 2024 Labor Force Breakdown



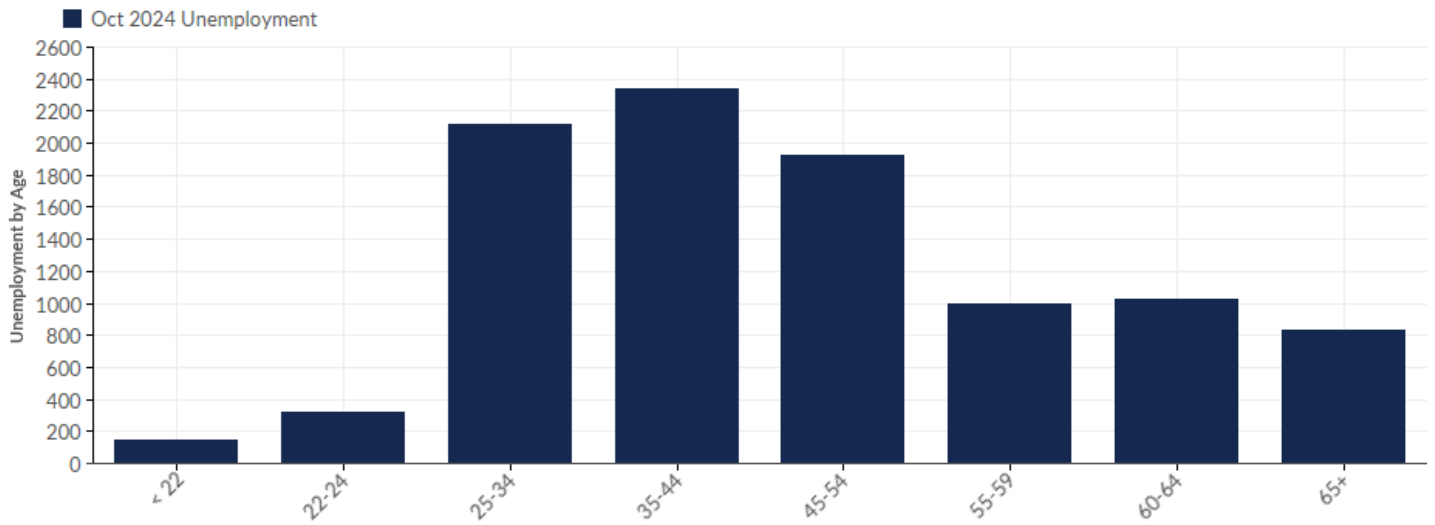
Educational Attainment

Concerning educational attainment, **26.0% of the selected regions' residents possess a Bachelor's Degree** (4.8% above the national average), and **9.6% hold an Associate's Degree** (0.8% above the national average).



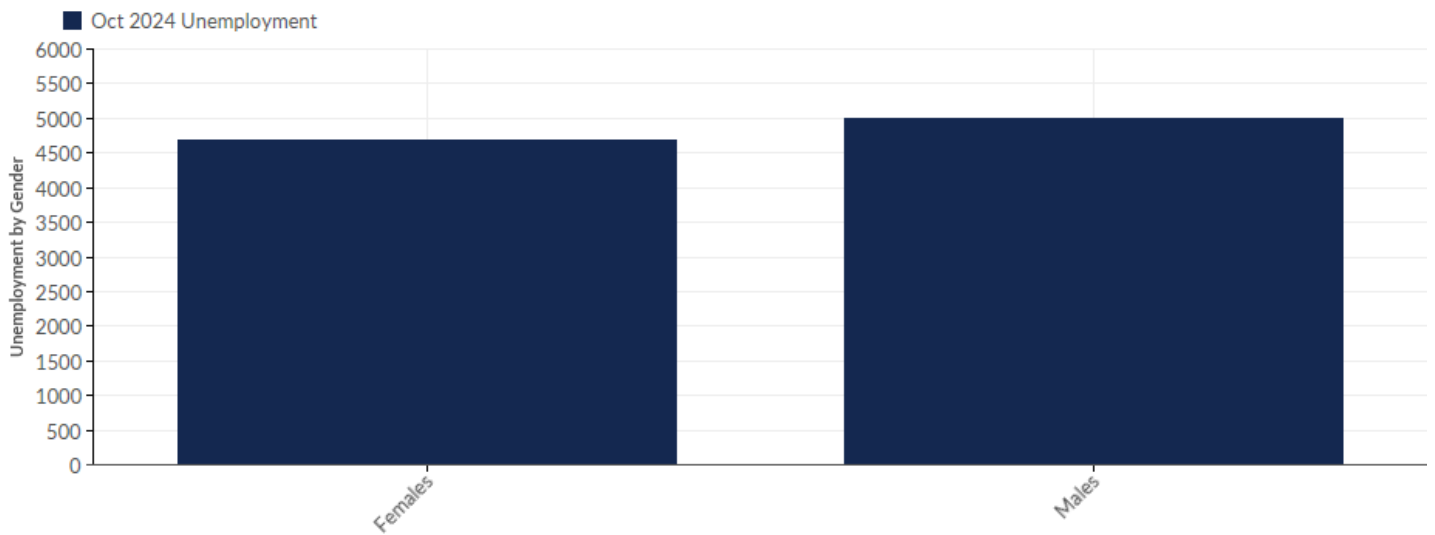
Unemployment by Demographics

Unemployment by Age



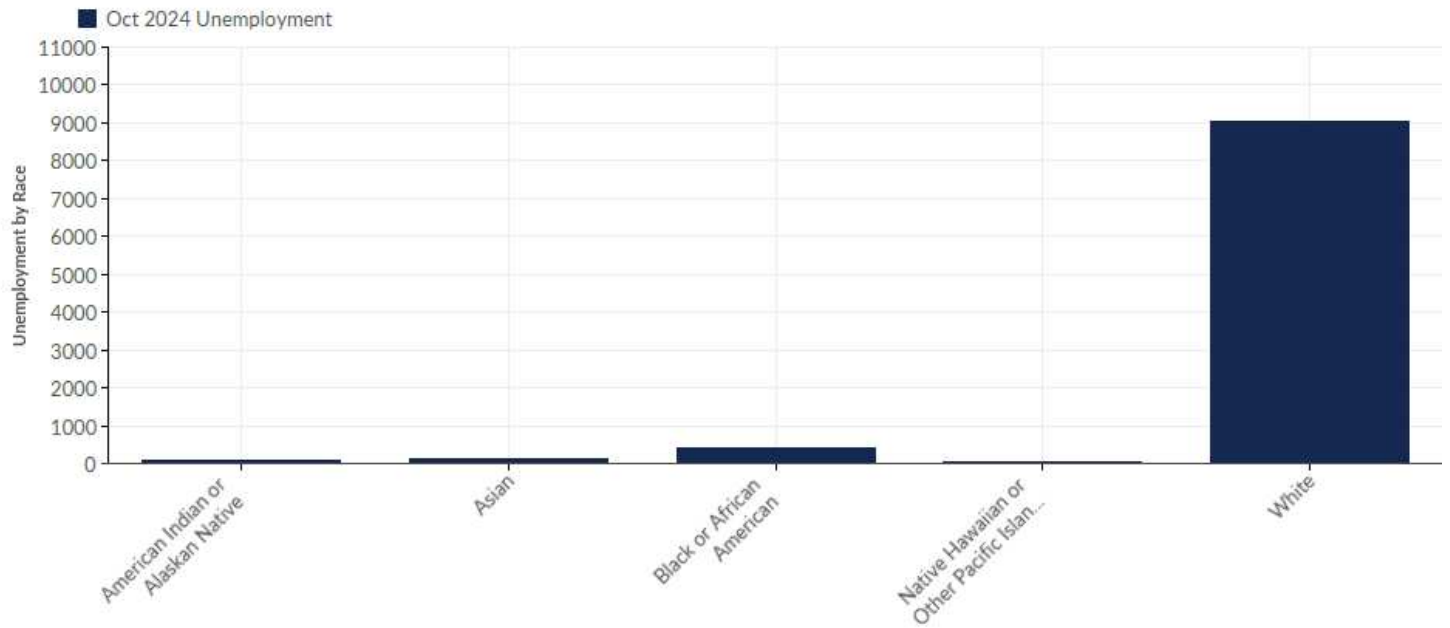
Age	Unemployment (Oct 2024)	% of Unemployed
< 22	145	1.50%
22-24	316	3.26%
25-34	2,116	21.86%
35-44	2,339	24.16%
45-54	1,920	19.83%
55-59	997	10.30%
60-64	1,020	10.54%
65+	828	8.55%
Total	9,680	100.00%

Unemployment by Gender



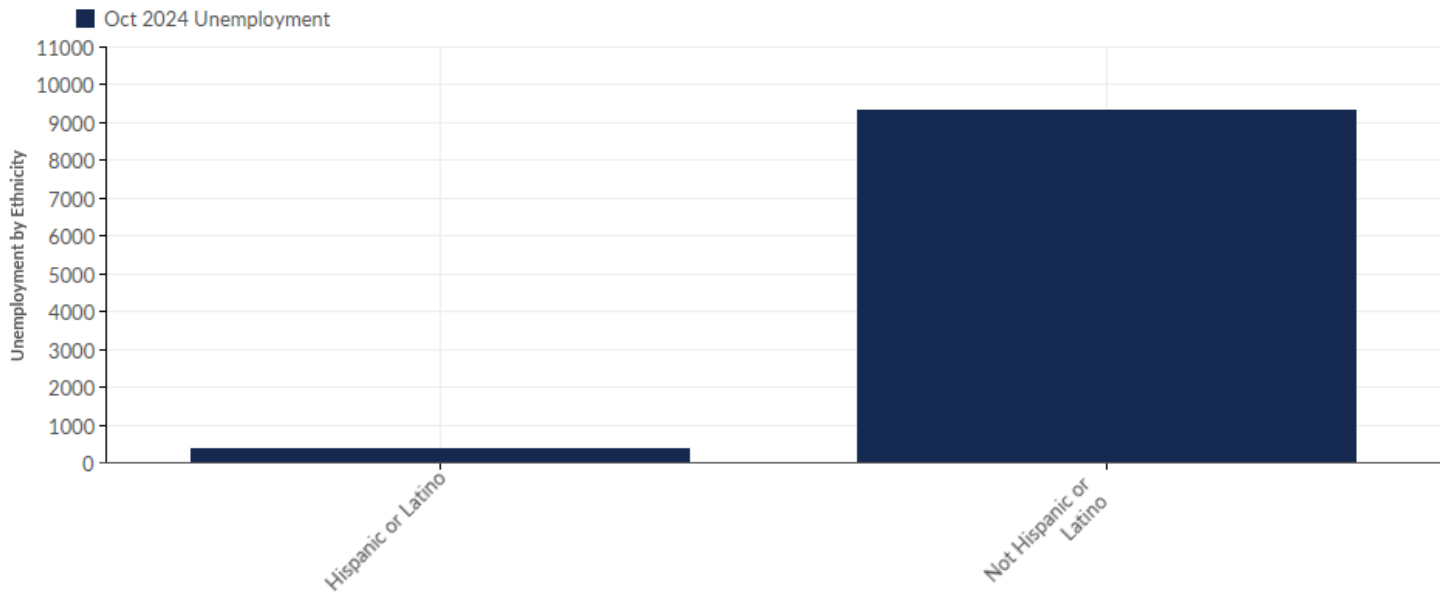
Gender	Unemployment (Oct 2024)	% of Unemployed
Females	4,694	48.49%
Males	4,986	51.51%
Total	9,680	100.00%

Unemployment by Race



Race	Unemployment (Oct 2024)	% of Unemployed
American Indian or Alaskan Native	87	0.90%
Asian	119	1.23%
Black or African American	410	4.24%
Native Hawaiian or Other Pacific Islander	23	0.24%
White	9,041	93.40%
Total	9,680	100.00%

Unemployment by Ethnicity

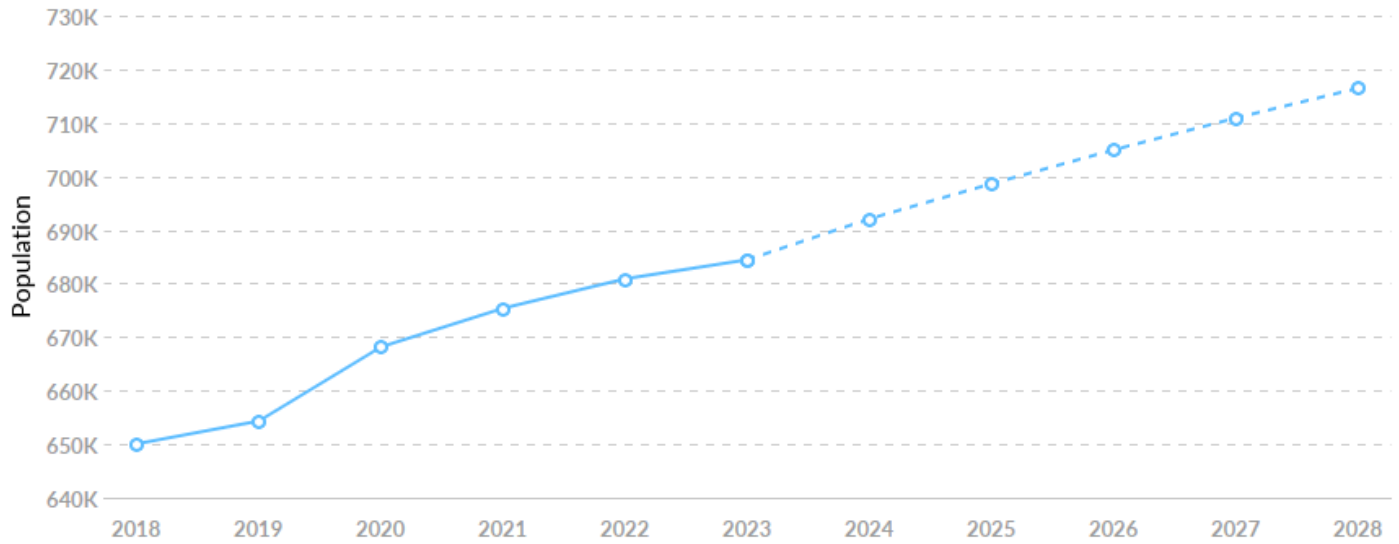


Ethnicity	Unemployment (Oct 2024)	% of Unemployed
Hispanic or Latino	351	3.63%
Not Hispanic or Latino	9,329	96.37%
Total	9,680	100.00%

Historic & Projected Trends

Population Trends

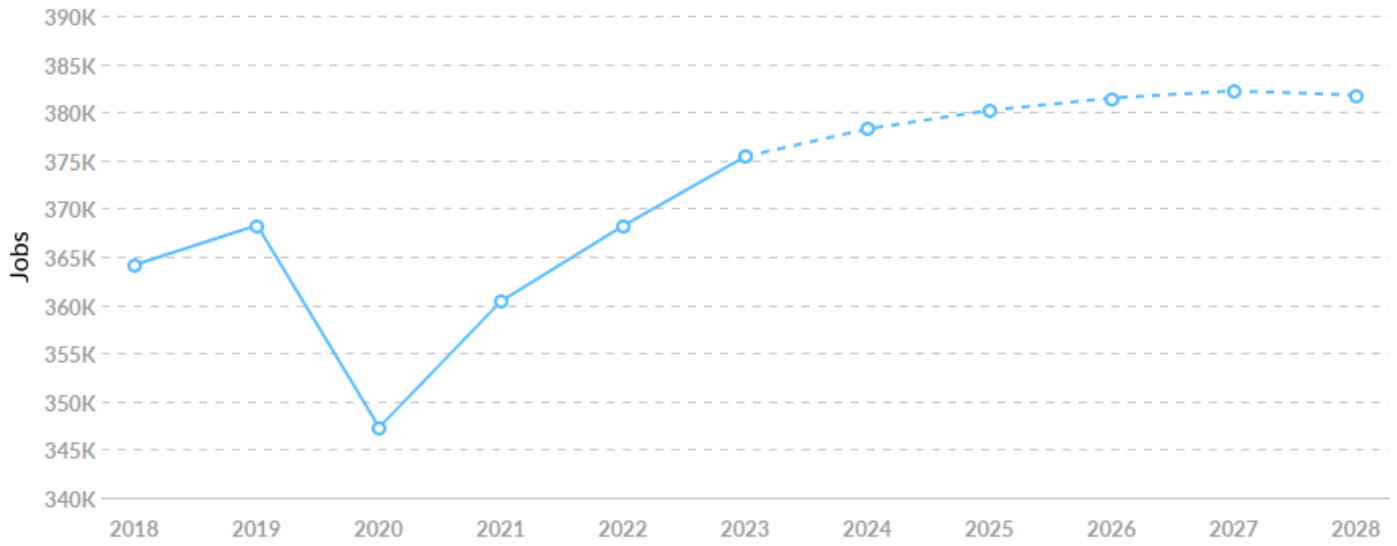
As of 2023 the region's population increased by 5.3% since 2018, growing by 34,374. Population is expected to increase by 4.7% between 2023 and 2028, adding 32,044.



Timeframe	Population
2018	650,059
2019	654,319
2020	668,152
2021	675,373
2022	680,878
2023	684,433
2024	692,085
2025	698,638
2026	704,964
2027	710,907
2028	716,477

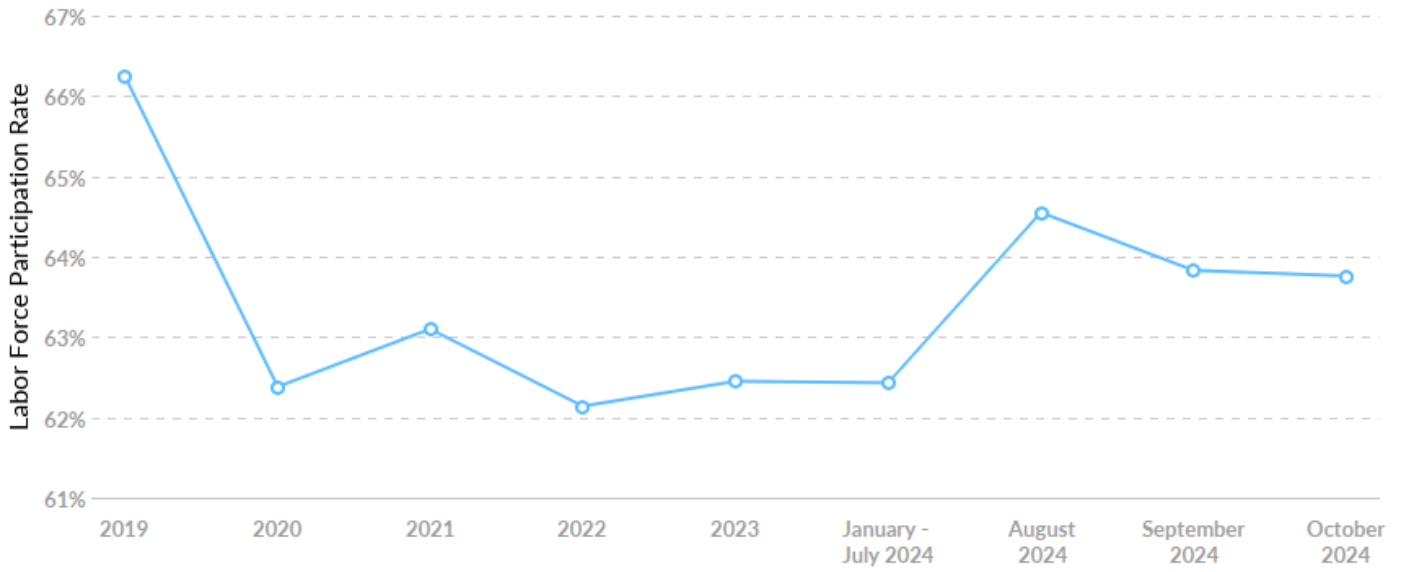
Job Trends

From 2018 to 2023, jobs increased by 3.1% in 6 Maine Counties from 364,151 to 375,402. This change fell short of the national growth rate of 4.5% by 1.4%.



Timeframe	Jobs
2018	364,151
2019	368,251
2020	347,273
2021	360,388
2022	368,217
2023	375,402
2024	378,261
2025	380,188
2026	381,463
2027	382,199
2028	381,762

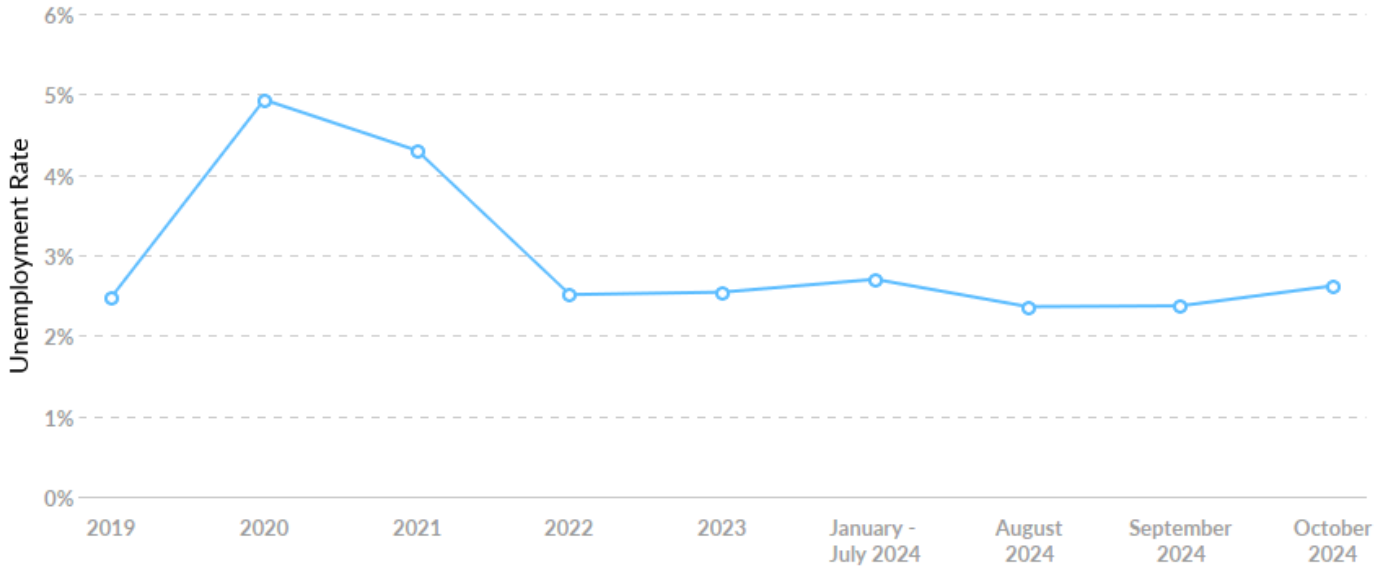
Labor Force Participation Rate Trends



Timeframe	Labor Force Participation Rate
2019	66.24%
2020	62.38%
2021	63.10%
2022	62.14%
2023	62.45%
January - July 2024	62.43%
August 2024	64.55%
September 2024	63.83%
October 2024	63.76%

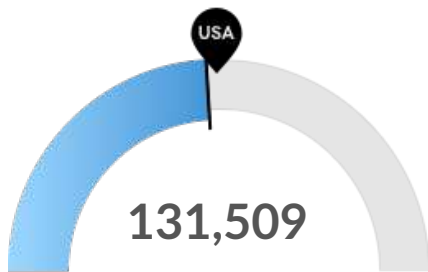
Unemployment Rate Trends

Your areas had an October 2024 unemployment rate of 2.62%, **increasing from 2.48%** 5 years before.



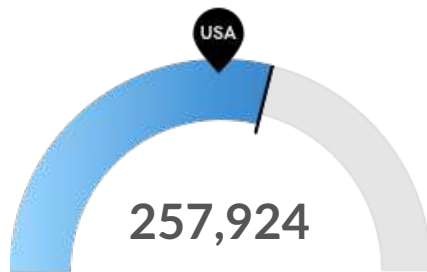
Timeframe	Unemployment Rate
2019	2.48%
2020	4.93%
2021	4.30%
2022	2.51%
2023	2.54%
January - July 2024	2.70%
August 2024	2.36%
September 2024	2.37%
October 2024	2.62%

Population Characteristics



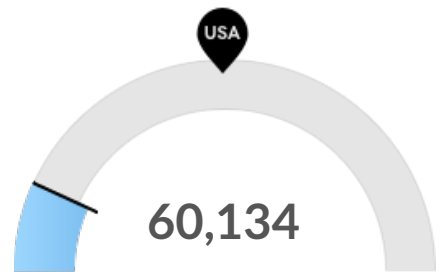
Millennials

Your area has 131,509 millennials (ages 25-39). The national average for an area this size is 139,065.



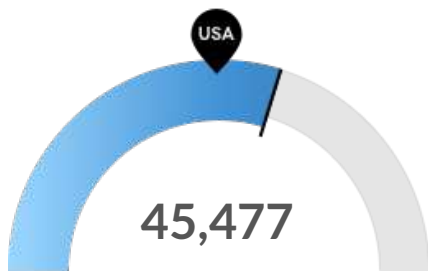
Retiring Soon

Retirement risk is high in your area. The national average for an area this size is 206,614 people 55 or older, while there are 257,924 here.



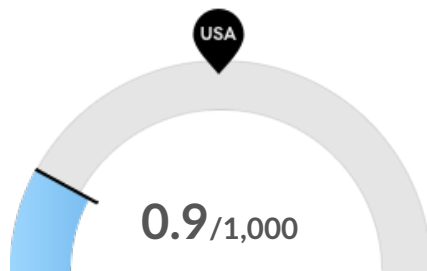
Racial Diversity

Racial diversity is low in your area. The national average for an area this size is 285,046 racially diverse people, while there are 60,134 here.



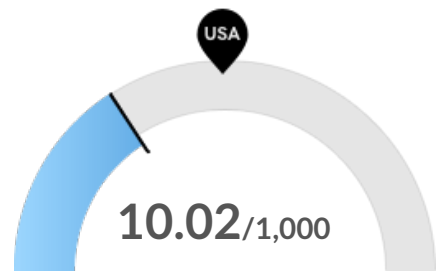
Veterans

Your area has 45,477 veterans. The national average for an area this size is 34,811.



Violent Crime

Your area has 0.9 violent crimes per 1,000 people. The national rate is 3.6 per 1,000 people.

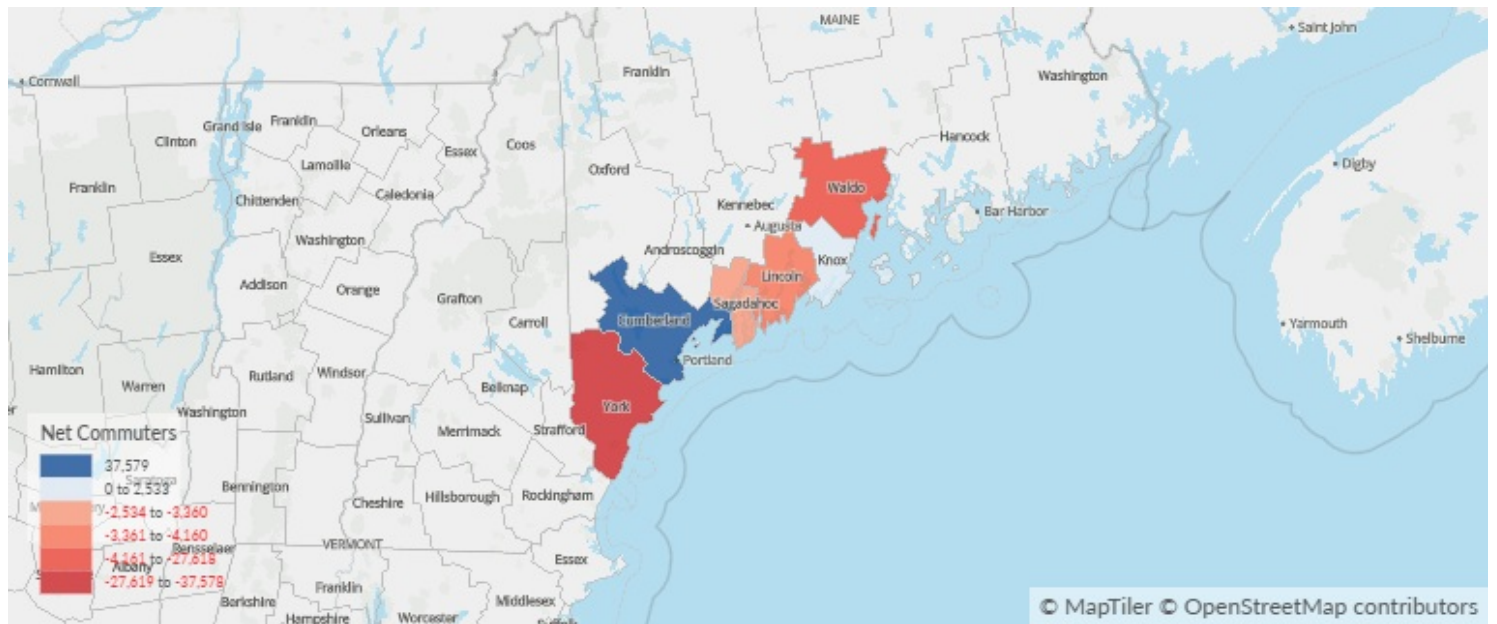


Property Crime

Your area has 10.02 property crimes per 1,000 people. The national rate is 18.22 per 1,000 people.

Place of Work vs Place of Residence

Understanding where talent in the region currently works compared to where talent lives can help you optimize site decisions.



Where Talent Works

County	Name	2023 Employment
23005	Cumberland County, ME	213,847
23031	York County, ME	91,690
23013	Knox County, ME	21,397
23023	Sagadahoc County, ME	19,083
23015	Lincoln County, ME	14,756

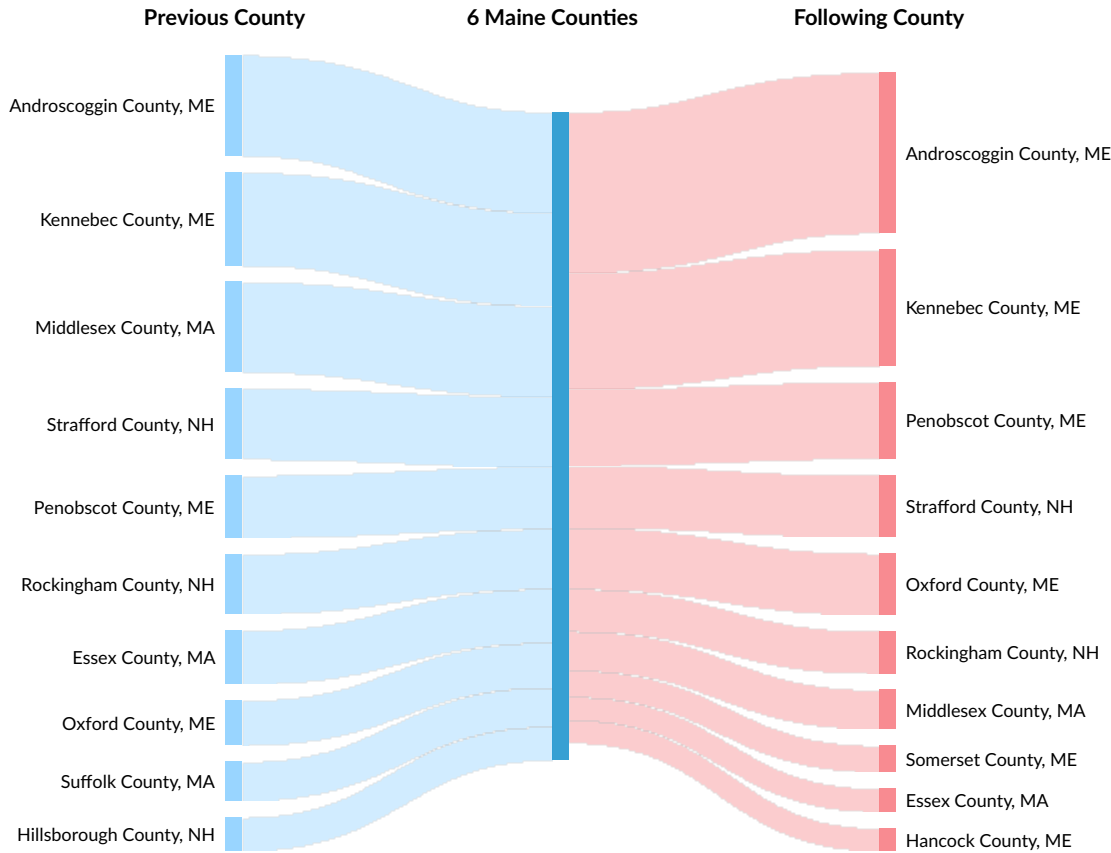
Where Talent Lives

County	Name	2023 Workers
23005	Cumberland County, ME	176,268
23031	York County, ME	119,310
23023	Sagadahoc County, ME	21,617
23013	Knox County, ME	20,043
23027	Waldo County, ME	18,790

Inbound and Outbound Migration

The table below analyzes past and current residents of 6 Maine Counties. The left column shows residents of other counties migrating to 6 Maine Counties. The right column shows residents migrating from 6 Maine Counties to other counties.

As of 2022, 1,183 people have migrated from Androscoggin County, ME to 6 Maine Counties. In the same year, 1,889 people left 6 Maine Counties migrating to Androscoggin County, ME. The total Net Migration for 6 Maine Counties in 2022 was 3,114.

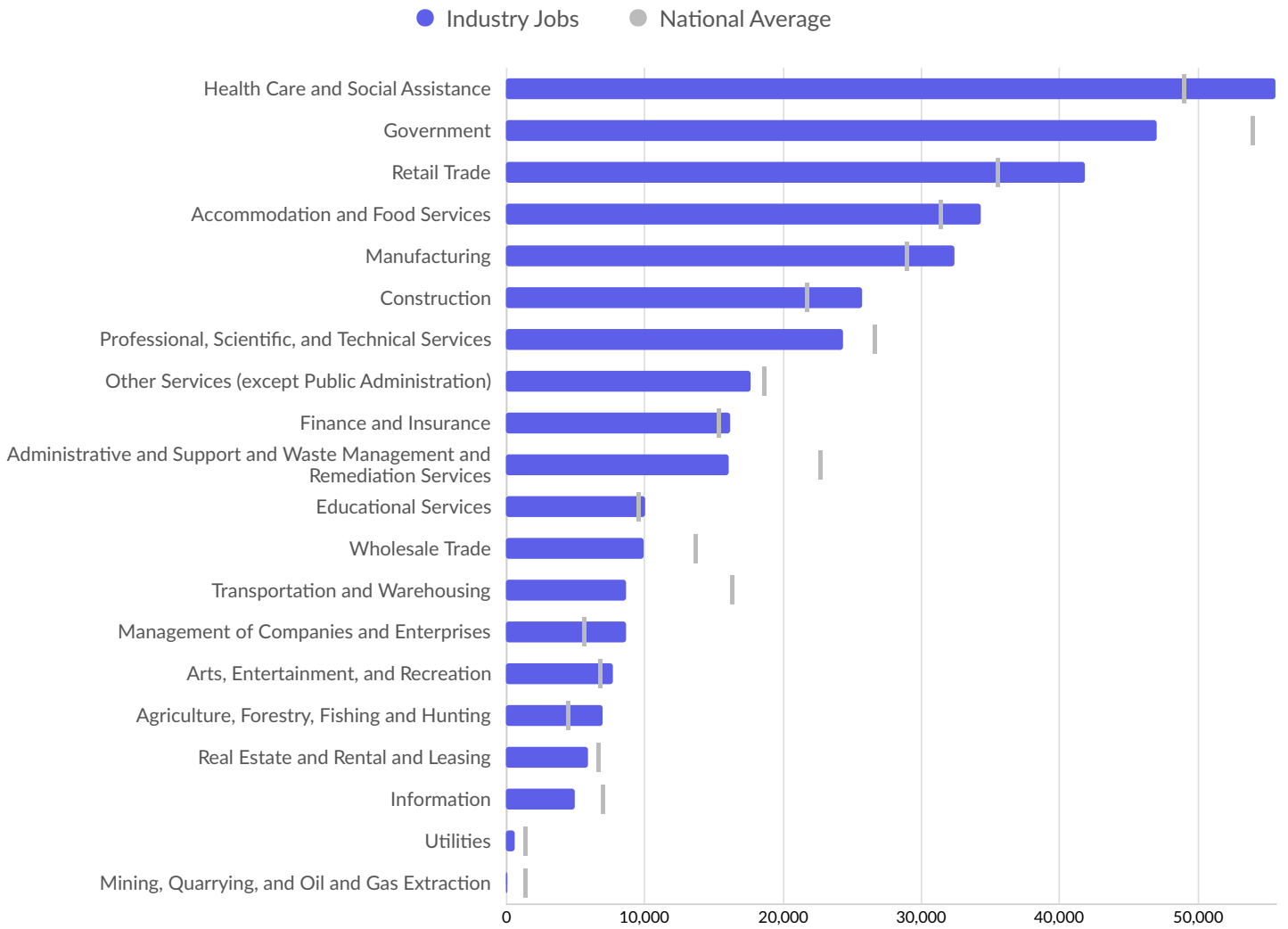


Top Previous Counties	Migrations
Androscoggin County, ME	1,183
Kennebec County, ME	1,095
Middlesex County, MA	1,063
Strafford County, NH	829
Penobscot County, ME	730
Rockingham County, NH	704

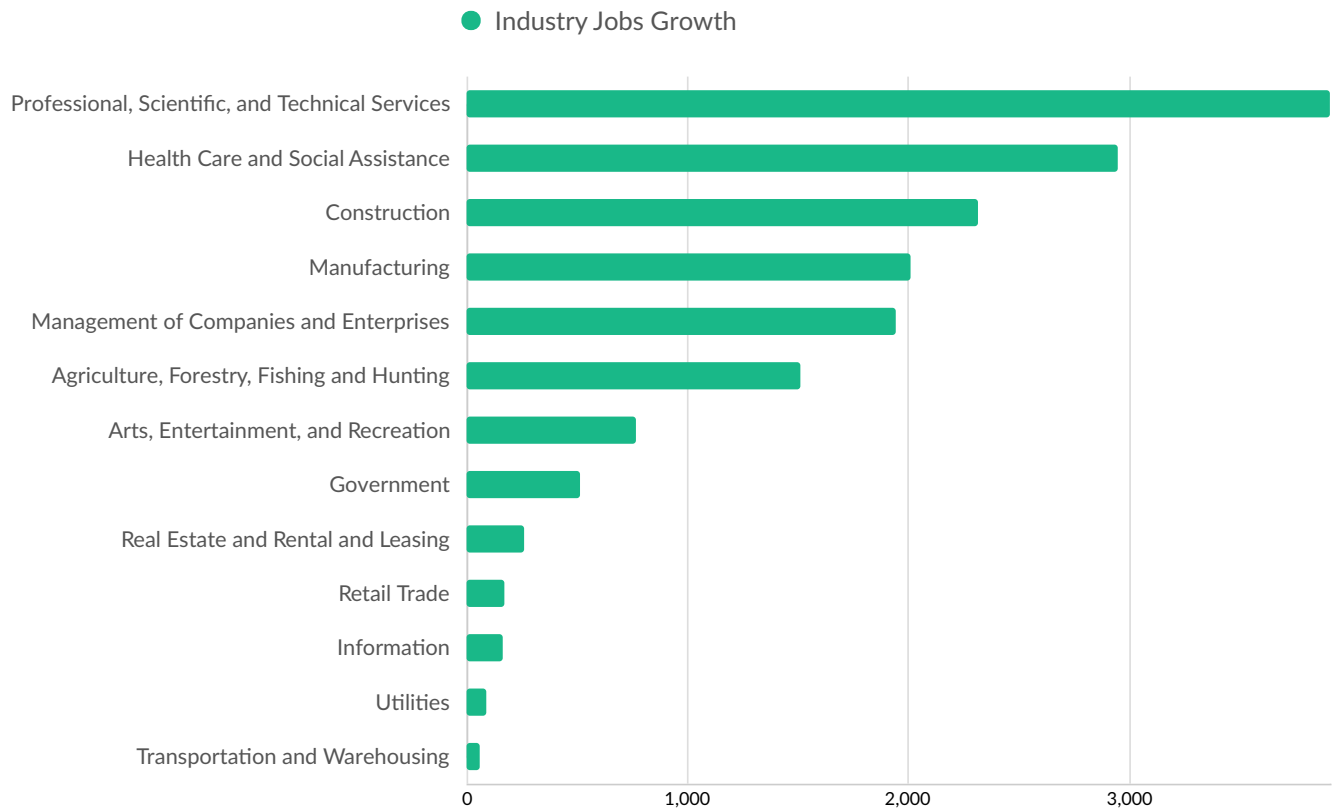
Top Previous Counties	Migrations
Essex County, MA	632
Oxford County, ME	527
Suffolk County, MA	460
Hillsborough County, NH	395
Worcester County, MA	342
Norfolk County, MA	328
Hancock County, ME	305
Somerset County, ME	222
Capitol Planning Region, CT	191
Top Following Counties	Migrations
Androscoggin County, ME	1,889
Kennebec County, ME	1,365
Penobscot County, ME	901
Strafford County, NH	727
Oxford County, ME	722
Rockingham County, NH	497
Middlesex County, MA	461
Somerset County, ME	310
Essex County, MA	273
Hancock County, ME	268
Aroostook County, ME	238
Franklin County, ME	230
Suffolk County, MA	225
Hillsborough County, NH	207
Lee County, FL	204

Industry Characteristics

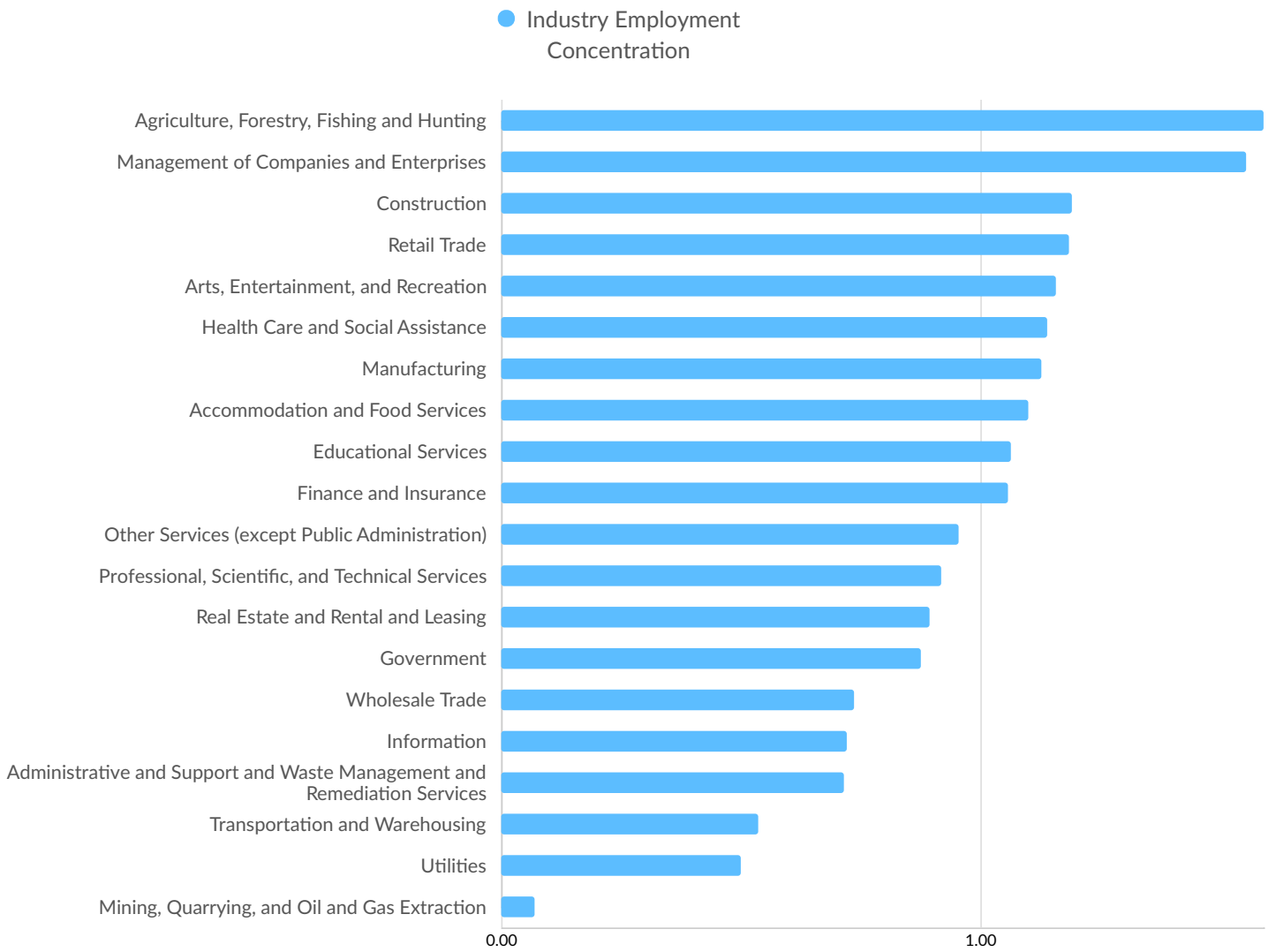
Largest Industries



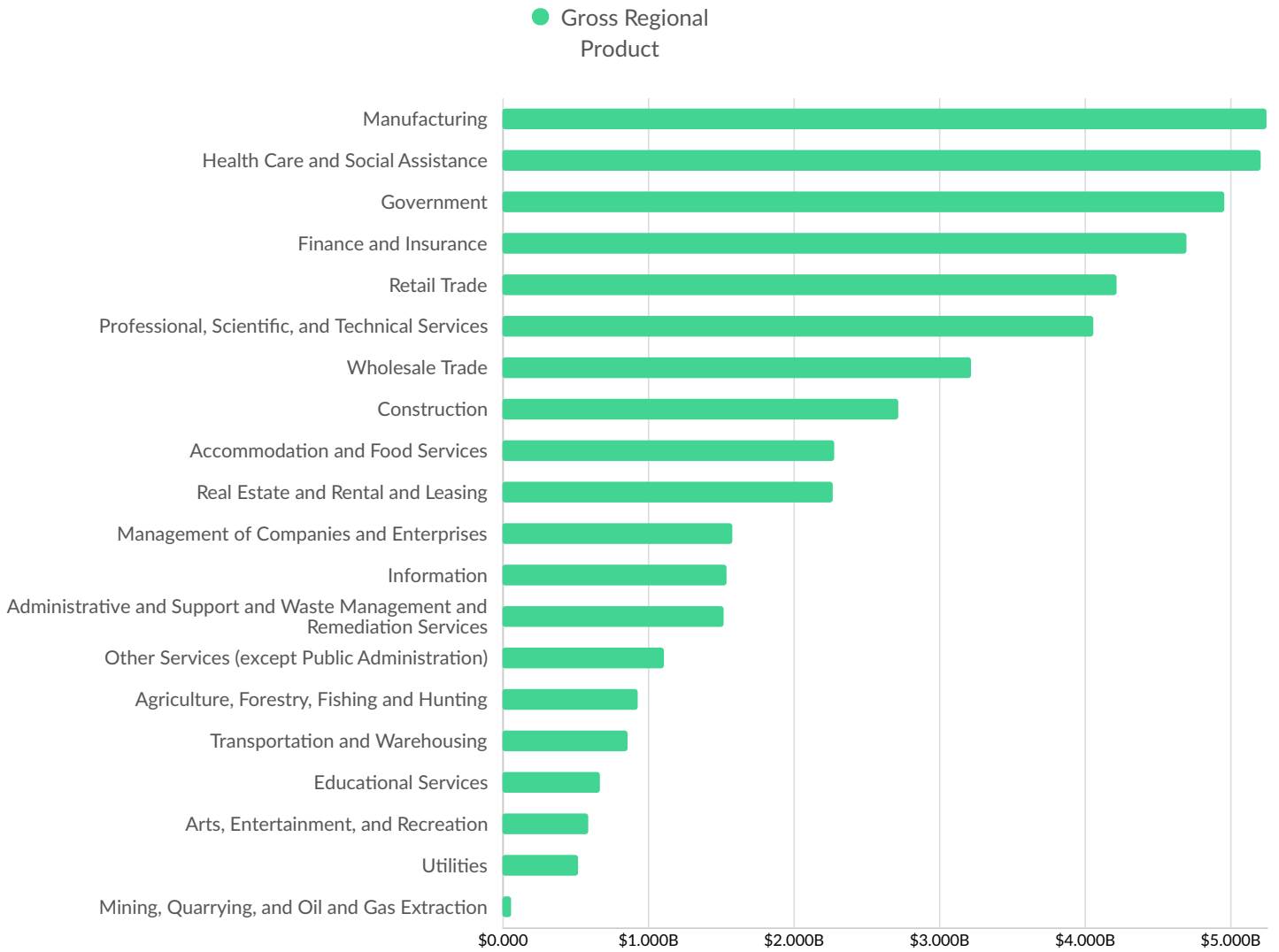
Top Growing Industries



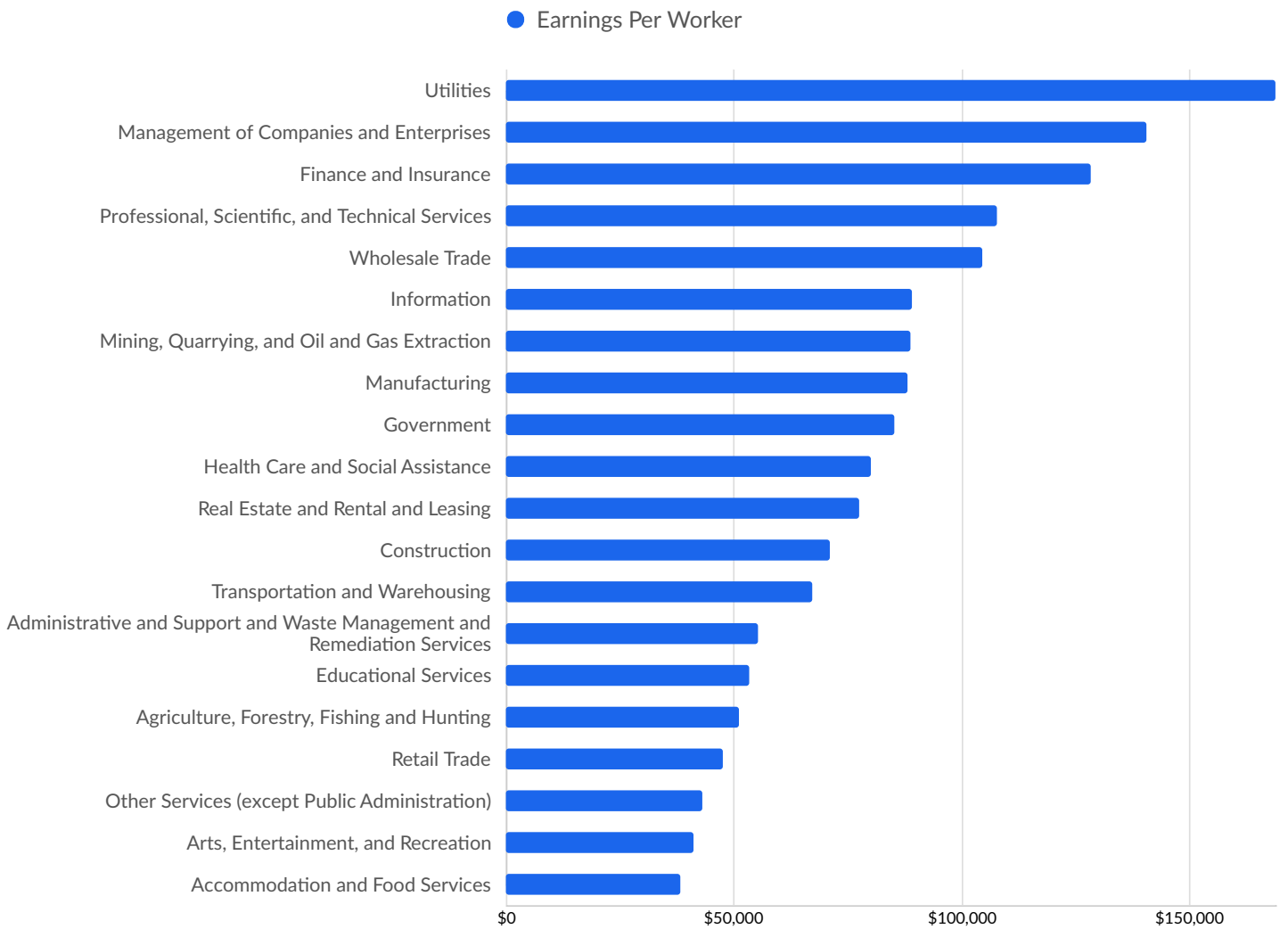
Top Industry Employment Concentration



Top Industry GRP























Top Industry Earnings



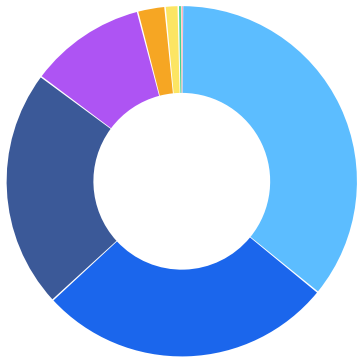
Business Characteristics

68,150 Companies Employ Your Workers

Online profiles for your workers mention 68,150 companies as employers, with the top 10 appearing below. In the last 12 months, 4,058 companies in your area posted job postings, with the top 10 appearing below.

Top Companies	Profiles	Top Companies Posting	Unique Postings
Maine Medical Center	6,506 	Maine Medical Center	7,879 
Unum	2,727 	Hannaford Brothers Company	1,642 
IDEXX	2,508 	Maine Behavioral Healthcare	966 
L.L. Bean	1,792 	Genesis HealthCare	862 
University of Southern Maine	1,507 	Albertsons	627 
Hannaford Brothers Company	1,397 	Walgreens Boots Alliance	608 
University of New England	1,360 	Spurwink Services	602 
State Of Maine	1,321 	Elevance Health	554 
TD Bank	1,252 	TD Bank	523 
Bath Iron Works	1,088 	Walmart	488 

Business Size

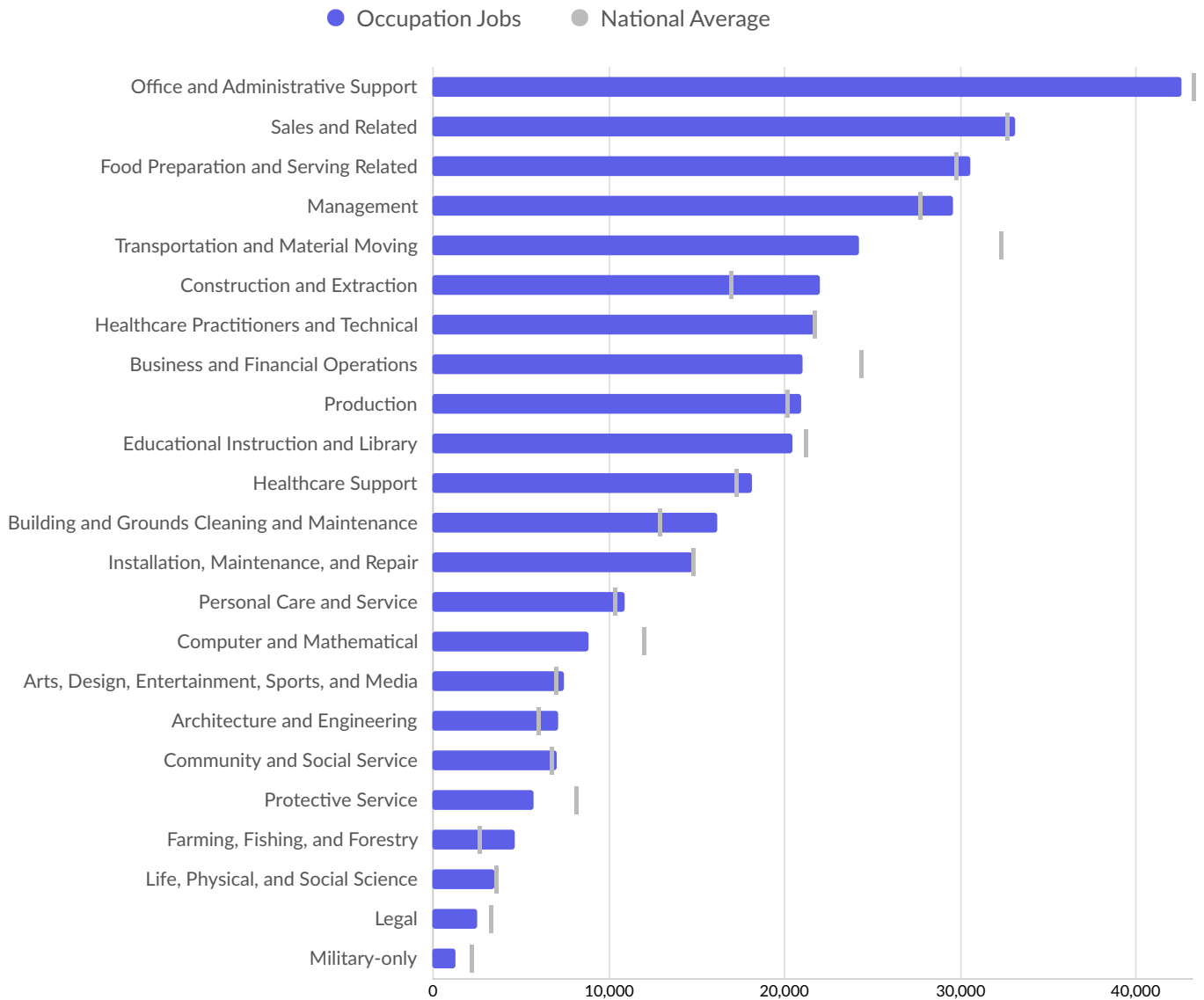


	Percentage	Business Count
● 1 to 4 employees	35.8%	12,386
● 5 to 9 employees	27.3%	9,428
● 10 to 19 employees	22.0%	7,611
● 20 to 49 employees	10.8%	3,722
● 50 to 99 employees	2.5%	876
● 100 to 249 employees	1.2%	419
● 250 to 499 employees	0.3%	106
● 500+ employees	0.1%	28

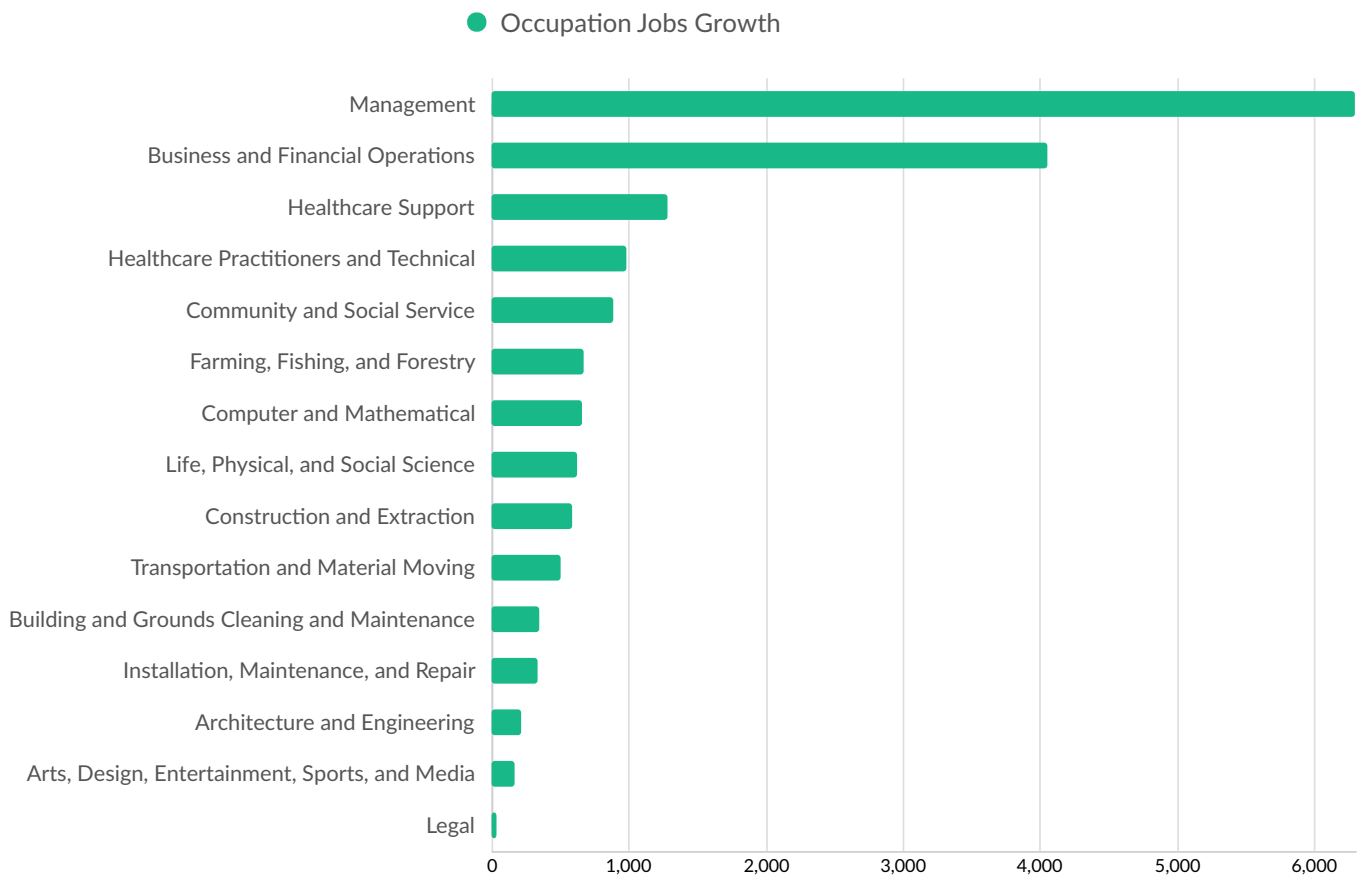
*Business Data by DatabaseUSA.com is third-party data provided by Lightcast to its customers as a convenience, and Lightcast does not endorse or warrant its accuracy or consistency with other published Lightcast data. In most cases, the Business Count will not match total companies with profiles on the summary tab.

Workforce Characteristics

Largest Occupations



Top Growing Occupations

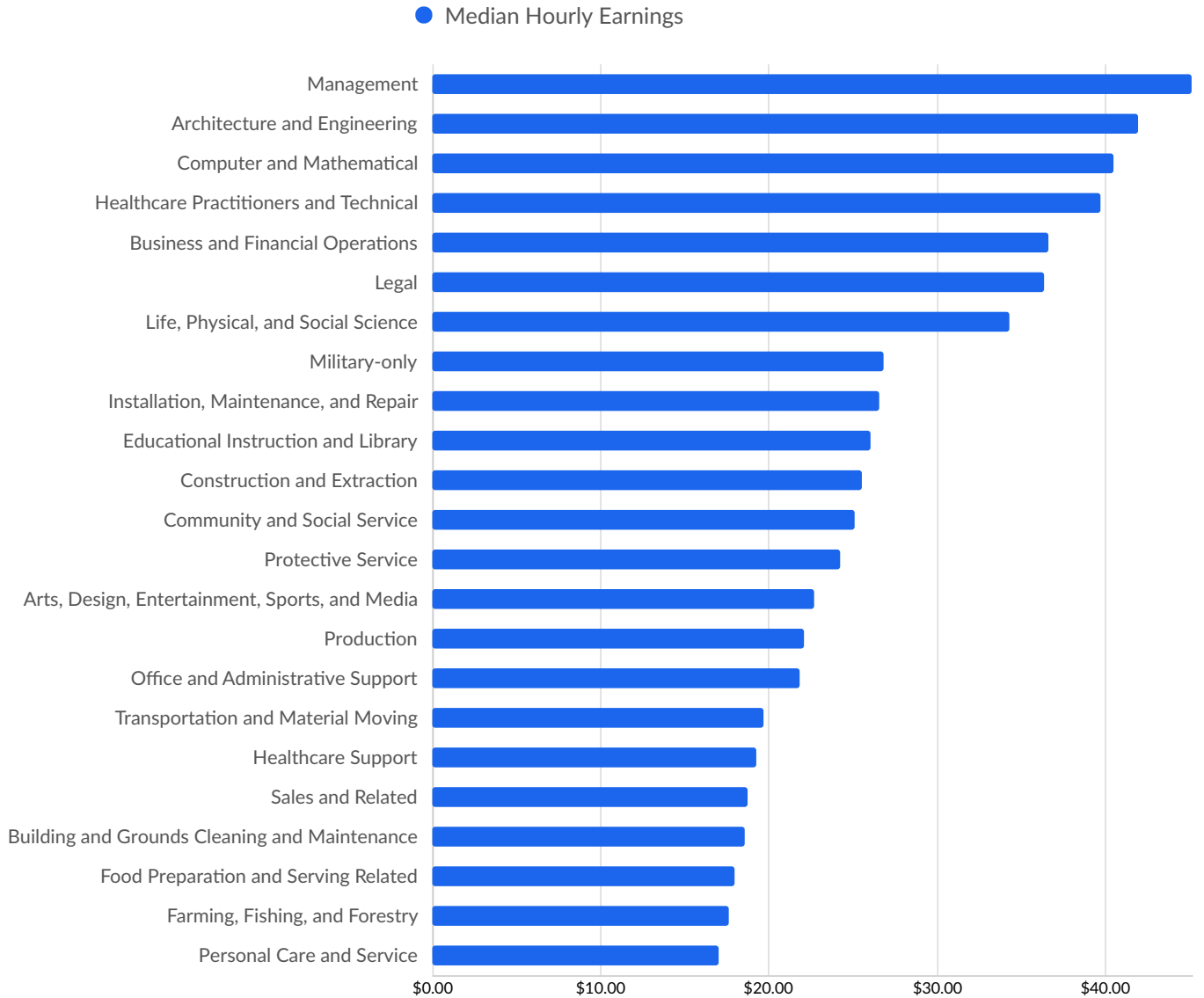


Top Occupation Employment Concentration

● Occupation Employment Concentration

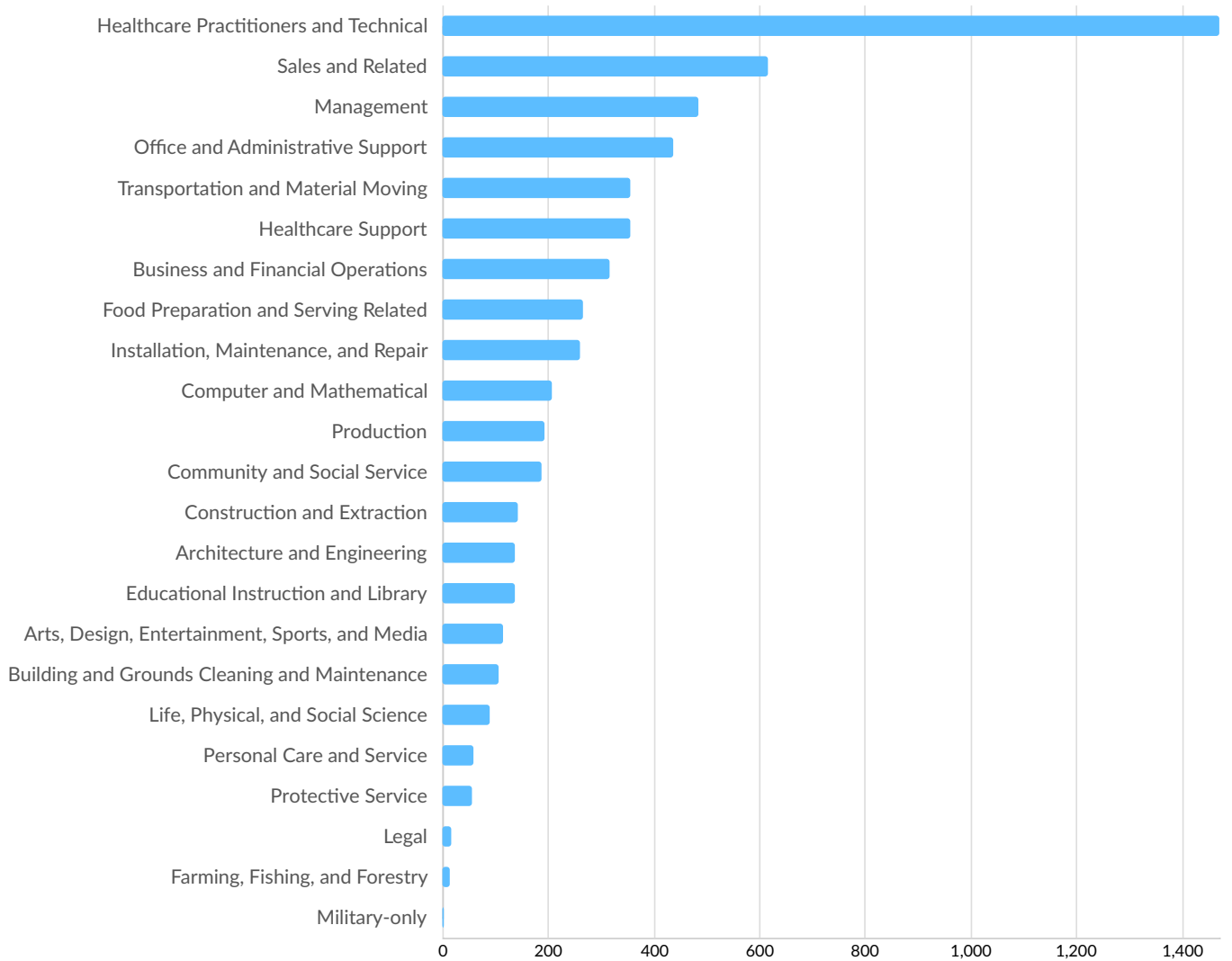


Top Occupation Earnings

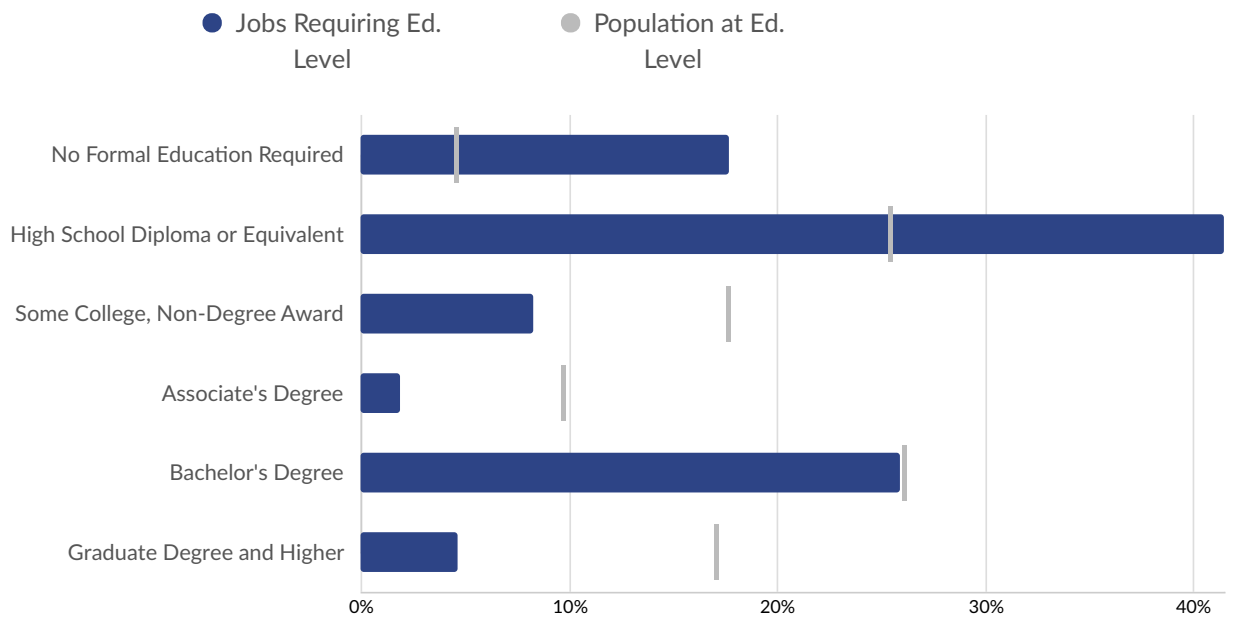


Top Posted Occupations

● Unique Average Monthly Postings

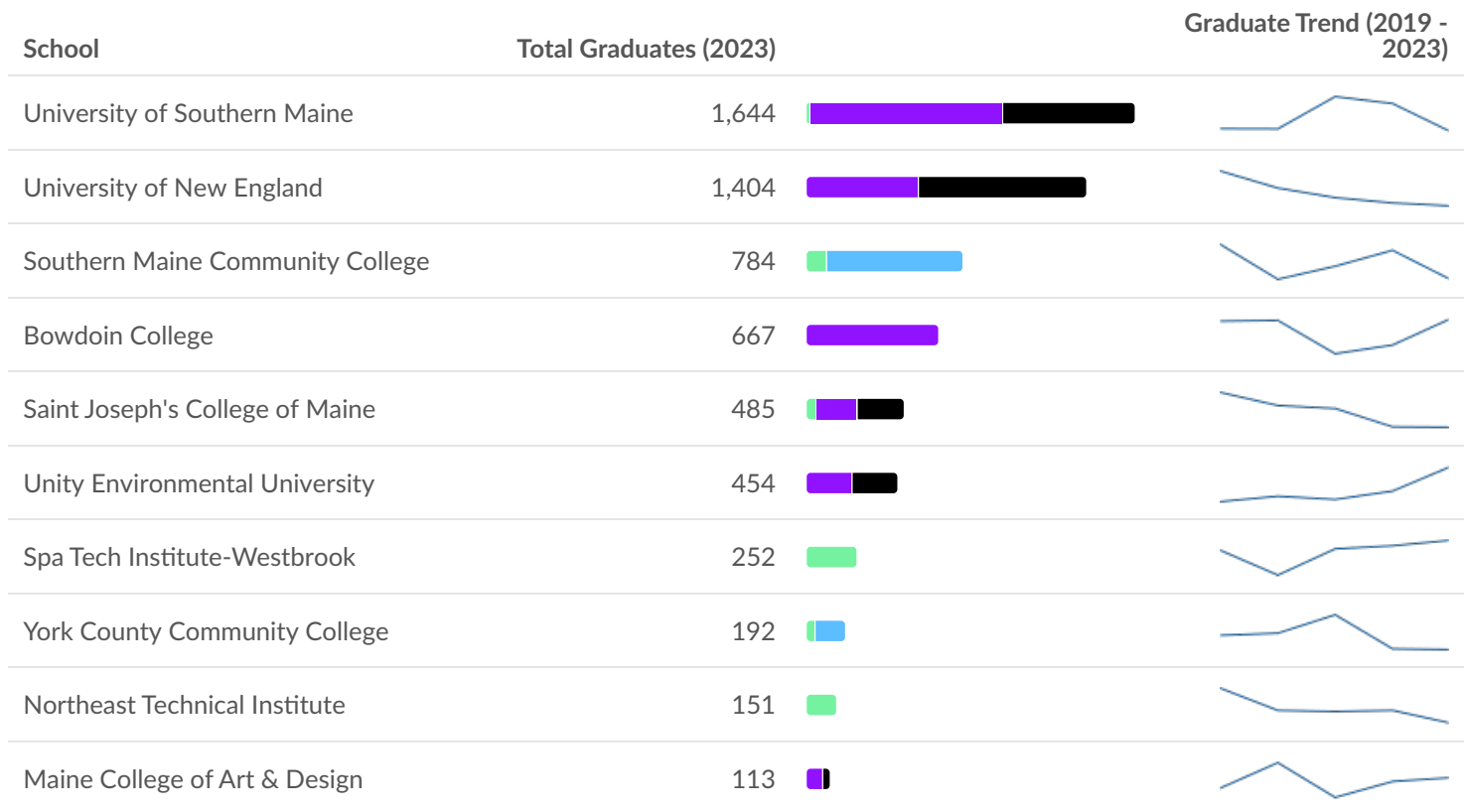


Underemployment



Educational Pipeline

In 2023, there were 6,305 graduates in 6 Maine Counties. This pipeline has shrunk by 6% over the last 5 years. The highest share of these graduates come from "Registered Nursing/Registered Nurse" (Bachelor's), "Social Work" (Master's or Higher), and "Osteopathic Medicine/Osteopathy" (Master's or Higher).



In-Demand Skills

